



FAPTURBO.COM

USER GUIDE

FAPTURBO License Agreement

All contents of the FAPTURBO web-resource and User Manual are neither an endorsement, nor a solicitation of any sort, and cannot be considered as a promotional offering. All information you receive is unsolicited, private encoded communications of privileged, proprietary, and confidential information for you only and by purchasing the given product you agree to keep this information private, confidential, and protected from any disclosure. You also agree to indemnify and hold harmless the authors of FAPTURBO, their employees, contractors, and service providers. Should any of the practices described herein turn out to be unlawful in any jurisdiction, individuals pursuant to its legislation should restrain from any intentions or attempts to apply them in any manner, either personally or in partnership with other individuals or entities. Unauthorized copying and distribution of all or parts of this product are strictly prohibited and will result in civil liability and criminal charges brought against the violators and their aides.

U.S. Government Required Disclaimer - Commodity Futures Trading Commission Futures and Options trading has large potential rewards, but also large potential risk. You must be aware of the risks and be willing to accept them in order to invest in the futures and options markets. Don't trade with money you can't afford to lose. This is neither a solicitation nor an offer to Buy/Sell futures or options. No representation is being made that any account will or is likely to achieve profits or losses similar to those discussed on this web site. The past performance of any trading system or methodology is not necessarily indicative of future results.

Risk Disclosure: Trading foreign exchange on margin carries a high level of risk and is not suitable for all investors. The high degree of leverage can work against you. As with all investments, you should not invest money that you cannot afford to lose. Before deciding to invest in foreign exchange, you must carefully consider your investment objectives, level of experience, and risk appetite. Additionally, you must be aware of all the risks associated with foreign exchange trading and seek advice from an independent financial advisor. Past results are not necessarily indicative of future success. Your actual trading may result in losses as no trading system is guaranteed. You accept full responsibilities for your actions, trades, profit or loss, and agree to hold FAPTURBO and any authorized distributors of this information harmless in any and all ways.

CFTC RULE 4.41 - HYPOTHETICAL OR SIMULATED PERFORMANCE RESULTS HAVE CERTAIN LIMITATIONS. UNLIKE AN ACTUAL PERFORMANCE RECORD, SIMULATED RESULTS DO NOT REPRESENT ACTUAL TRADING. ALSO, SINCE THE TRADES HAVE NOT BEEN EXECUTED, THE RESULTS MAY HAVE UNDER-OR-OVER COMPENSATED FOR THE IMPACT, IF ANY, OF CERTAIN MARKET FACTORS, SUCH AS LACK OF LIQUIDITY. SIMULATED TRADING PROGRAMS IN GENERAL ARE ALSO SUBJECT TO THE FACT THAT THEY ARE DESIGNED WITH THE BENEFIT OF HINDSIGHT. NO REPRESENTATION IS BEING MADE THAT ANY ACCOUNT WILL OR IS LIKELY TO ACHIEVE PROFIT OR LOSSES SIMILAR TO THOSE SHOWN.

Your purchase of any FAPTURBO products serves as your acknowledgement and representation that you have read and understand these TERMS OF USE and that you agree to be bound by such TERMS OF USE ("Agreement")

Introduction



FAPTURBO (FAP stands for ForexAutoPilot) was developed by a team of professional Forex traders and programmers under the permission of Marcus B. Leary and his team. The FAP system rapidly gained world popularity and became the top-selling Forex product available on the market. Nowadays, FAP has over 55,000 members.

FAPTURBO Package includes:

1. FAPTURBO EASY INSTALLER (Setup Wizard)
2. FAPTURBO USER GUIDE
3. VIDEO TUTORIALS (in Member Area)
4. VIRTUAL PRIVATE SERVER (Optional)

General Information

- FAPTURBO Expert Advisor (robot) is a unique trading robot that monitors the market situation 24 hours a day and makes trades for you!
- You should keep your Metatrader4 trading platform on all the time, even if you are away or asleep, to let expert advisor work properly! Trading Robot will do all the work for you to bring you good profits!
- You can also order Virtual Private Server (VPS) which can host your trading platform securely so you can turn off your PC while robot is trading on VPS for you.
- Forex Market is open 5 days a week. No trades are performed on weekends.
- Expert Advisor (ex4 file) is not a Windows-based program. It is a script (plugin) for Metatrader4 and can be run only inside Metatrader4 software.
- Metatrader4 is a free trading platform. You can download it from your broker website.
- Each opened trade stays in minus for some time because you pay the spread to the broker. That is OK. Sooner or later most of the trades will be closed in profit.

Description of the Trading System



FAPTURBO IS A POWERFUL COMBINATION OF 2 STRATEGIES:

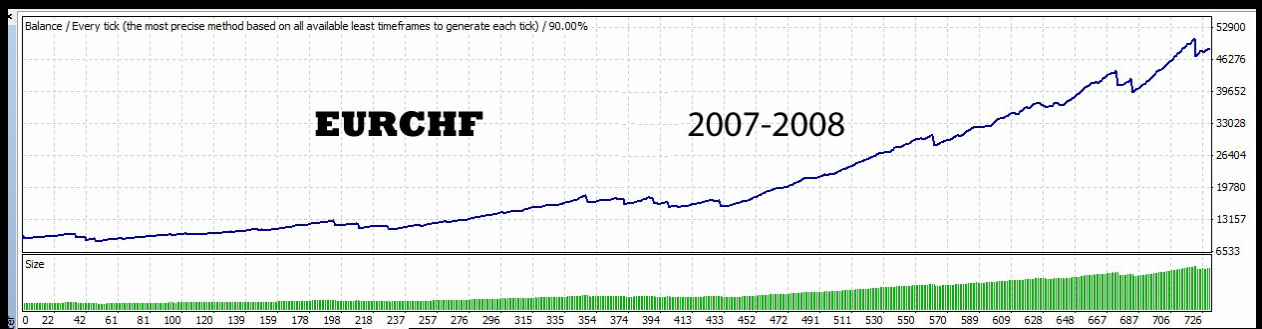
- Short Term Scalping Strategy
- Long Term Advanced FAP strategy

Both strategies are built inside one FAPTURBO expert advisor and can be switched on and off easily using **UseScalperStrategy** parameter in FAPTURBO settings.

Each strategy uses its own designed timeframe and currencies so be sure you use the strategy on proper currency pair and timeframe. Read the next part of the Guide for more details on each strategy.

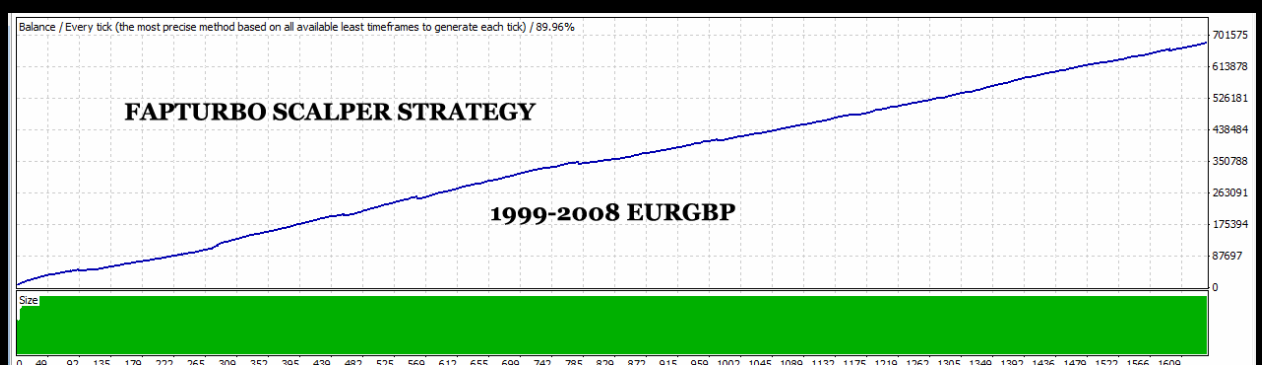
Only 1 strategy can work on one Chart at the same time but you can open several charts to run different strategies within one trading account. More details on how to do that can be found later in this Guide.

Short Term Scalping Strategy



FAPTURBO scalping strategy is not a traditional scalping method where the system is trying to play within the spread making hundreds of small trades in a minute. Such systems are very unstable and are not allowed by most brokers.

FAPTURBO scalper is a unique system that usually makes 1-5 trades a day aiming for small take profit value (from 6 to 10 pips) when the market is stable enough (often during nighttime in Europe).



By default scalper strategy does not make any trades during day time (GMT) and does not trade on Fridays, where the market is too unpredictable. (and of course no trades on weekends)

Scalper strategy is very safe because it has a low value stop loss limit and advanced algorithm that closes the trades according to inner indicators.

Stealth Mode protects you from cheating on the broker side. Using the stealth mode the take profit and stop loss values are not displayed to broker.

Scalper strategy works on EURGPB, EURCHF, GBPCHF or USDCAD currency pairs on M15 timeframe only.

GMT OFFSET is a very important parameter for scalper strategy. It defines the offset in hours between GMT and your broker time (market watch in MT4). It should be set carefully in order to let Fapturbo work properly. You will find more details on each parameter later in this Guide!

Spread of your broker is another vital setting for scalper strategy. Do not use scalper strategy on brokers with spread = 5 or more. For scalper strategy allowed spread size is 2-4 only.

Spread is the difference between Bid and Ask Price for the currency pair. If price is 0.8147 / 0.8150 that means Spread = 3

If scalper strategy does not open any trades for a week (and you are sure you set all parameters correctly) it means that your broker spread is unacceptably high. In this case you should change to "Fapturbo Long Term Strategy" or find other broker.

Now lets analyze the scalper strategy and find out the weak and strong points.

The weak points are:

- Scalper strategy has very small take profit from 6 to 15 pips so it is very sensible to the spread size. If you broker gives you an unusually big spread (for example spread 5-6 for EurGbp or more instead of normal 2-4) then scalper strategy will have a hard time trading it. It will miss a lot of trade or will not trade at all. Check your broker for the spread size!
- Scalper strategy does not work well on crazy market conditions. When the currency pair has an unusually strong trend or very high volatility (It is recommended to avoid trading on such days. We tried our best to filter out such days automatically but still do not recommend trading on high volatility days.)

Strong points:

- Very safe. Scalper strategy has an inner fixed stop loss and sniper-accurate trading signals so the risk is very low and the drawdowns are extremely low.
- Extremely profitable. Despite the fact the take profit value is rather small, Scalper strategy is extremely profitable. You can literally double your deposit in a matter of weeks even trading safe lots.

So I guess your question is:

What parameters in scalper strategy should I change if I am new to forex?

The answer is simple. You should set fixed lot size or autolot and check the GMT_offset parameter. Other settings can be left as defaults! Read more about GMT offset later in the guide.

Long Term Advanced FAP Strategy



FAPTURBO uses advanced FAPS (ForexAutoPilot) Algorithm.

The Trading system of the ForexAutoPilot expert advisor is based on several modern Forex indicators such as Alligator, Fractals, DeMarker, and William's Percent Rate. The system detects a good trend and confirms it using internal indicators, then opens the trades to make maximum profit for you. ForexAutoPilot advisor monitors each open trade carefully and closes it if it reaches the takeprofit limit when the trade is successful.

FAPTURBO developers have added a great number of new features to FAP Algorithm to make it:

- **More Safe.** Now FAPTURBO FAP strategy uses fixed stop loss value so your possible losses will be small and limited. A great number of additional safe filters and indicators were added to prevent trading in risky conditions.
- **More Profitable.** Advanced filters and indicators that were added to the system make sure FAP avoids risky periods with unstable market and makes most of the profitable trades with high accuracy.

FAPTURBO Longterm FAP STRATEGY was optimized for the best performance on EURUSD pair M1 (1 minute timeframe).

Note: To enable long term strategy the **UseScalperStrategy** parameter must be in FALSE position.

FAPTURBO Long Term Strategy is optimized to avoid trading during risky market conditions. No trades will be opened on such dangerous

days. Please have patience! If it does not open any trades for a week or two that means the market is in a risky zone!

So here are the weak and strong points of long-term strategy.

Weak points are:

- It does not trade very often; so don't expect too many trades every day. FAPTURBO Long Term Strategy is optimized to avoid trading during risky market conditions. No trades will be opened on such dangerous days. Please have patience! If it does not open any trades for a week or two that means the market is in a risky zone!
- Trades can stay in the drawdown for sometime until they reach a profit. Expect to have a drawdown for a day or even week until a trade finally reaches the profit target. That is normal and part of the successful system. Don't worry too much here, the drawdown is limited by the fixed stop loss value

Strong points are:

- Fapturbo Long term strategy does not care about the spread size and the volatility of the market. It has a rather large value for take profit.
- Fapturbo Long term strategy is a very complicated system and can adapt to nearly all market conditions. It behaved well and made good profit even in crazy situations with EUROUSD during the end of 2008. It can survive nearly all hardships and will bring you profit in the end.

Trading the long-term strategy you should take into account that your goal is to make a profit long term. You should check your results monthly or quarterly, not every day or every week. The idea here is to make you a profit in the long run! So have patience and you will be amazed by how well it works!

What Is Expert Advisor?



Q: What is Expert advisor (EA)?

A: Why do 90% of Forex traders lose? Traders are humans, and, like all humans, we suffer from greed. Like all humans, in crucial moments (or market conditions), we lack confidence, we have fear of what might happen, and most importantly, we are usually (90% of the time) inconsistent. Taking this into consideration, 90% of traders **WILL LOSE MONEY IN FOREX**. They will consistently give away their money to the other 10%.

This, together with the illusion of becoming millionaires overnight trading with some "guru's" trading system from an ebook, is what keeps the Forex market a great business for Forex brokers and the so-called "gurus". If you really understand this, then you can actually **MAKE MONEY IN FOREX!** How? The easiest way to do it is using a profitable expert advisor.

Expert Advisor is an automated robotic script written in MQL4 language that can work in the Metatrader4 platform and make trades for you!

An Expert Advisor is a "robot". Robots beat humans at chess, and they beat humans at trading. An EA robot will watch the market for you, placing trades under certain parameters (strategies), avoiding the fear, greed, lack of confidence and inconsistency which characterizes most traders.

The Expert Advisor has a plan. It sticks to it no matter what, no matter how ugly or uncertain the market looks. It has no greed and will be running 24 hours a day for you.

Expert Advisors can only work when the connection to the Internet (in Metatrader4) is established. You must always keep your Metatrader4 online and working to let the advisors trade. If you close Metatrader4, advisors can't monitor the trades and that could cause you possible losses of deposit. Again, Forex Market is open 5 days a week. No trades on weekends.

Q: What if my PC lost power or rebooted?

A: No problem here! Just run Metatrader again and turn on the expert advisor. It will continue trading. If you have continuous power losses and poor internet connection or simply cant keep your PC online all the time we suggest that you order VPS (Virtual Private Server) for hosting your trading.

Q: How do I remove expert advisor?

A: To remove an advisor, just right click on its name or face in the top right part of the chart and select «Expert Advisors -> Remove». Don't forget to close all open trades of the current advisor if you remove it.

Q: Important: Demo or Real account?

A: You should always test your advisor on Demo account first to check if your broker is compatible with your current expert advisor! NEVER trade on Real account without testing on Demo first!!

Maybe your broker takes your orders too slowly, gives bad quotes or has too high a spread or slippage. If so, we recommend you try the Demo account with another broker

Q: How do I run several advisors on one account?

A: That is very easy! You can run several advisors at the same time to increase your profits and minimize risks! Open several Price Charts and attach each advisor to its own chart! This way, they can all work at the same time. Don't try to attach 2 advisors to the same chart. That won't work!

Warning: Don't run too many advisors if your deposit is too small. Try on DEMO account first to see how they work together! Some of the advisors are incompatible with each other and work poorly if you run them together. Please always try on Demo first if you want to run several advisors at the same time! If you get bad results – don't run those advisors together or simply change your broker.

Q: What timeframe and currency should I choose?

A: Most of the robots work only on specific timeframes and currencies. For example, FAPTURBO advanced FAP strategy works best on EURUSD pair on M1 timeframe. FAPTURBO short term scalping strategy works on EURGPB, EURCHF, GBPCHF or USDCAD currency pairs on M15 timeframe only. The best performance is on EURGBP.

Q: Which advisor and strategy is the best one?

A: There is no clear answer to this question. Every advisor uses its own unique system of trading, and each has its own strong and weak points. We recommend running several advisors at the same time and testing them on Demo to find out which advisor works best for you!

Q: How do I make a backtest on history?

A: To perform a backtest calculation, you should open Metatrader4, go to main menu View -> Strategy Tester (CTR+R) or press F6 (if the EA is attached to the chart already). Then you should set the parameters, currency, timeframe and time period and then hit "start". Don't forget to download the historical data first from the HISTORY CENTER (F2).

Getting started

We provide step-by-step instructions on how to start trading with FAPTURBO. Just follow the easy steps below:

1. Download and install the Metatrader4 (MT4) platform.
You can choose any broker that supports Metatrader4. We recommend ForexMeta broker (FXDD) with Metatrader4



<http://www.forexmeta.com/forex> (includes a \$500 USD signup bonus)

2. Download and install FAPTURBO using Easy Installer (Setup Wizard)
Read the corresponding chapters of this Guide for more information

3. Attach expert advisor to the chart, activate it and let it trade for you!
FAPTURBO will analyze the market and trade for you 24/5, even when you are asleep or away! Just keep your Metatrader platform on.

Watch the Video Tutorials!



Please open your member area on the FAPTURBO.com website and watch the video tutorials!

Step 1: Download and install the Metatrader4 (MT4) platform

You can choose any broker that supports Metatrader4 platform such as Alpari, InterbankFX, FXDD, ForexMeta etc. Feel free to use your existing brokerage account or choose one by yourself. However we strongly encourage the ForexMeta Brokerage. Since FAPTURBO has become such a widely acclaimed success we were able to negotiate a custom deal with ForexMeta. Those guys know about the Fapturbo software and offer EXCLUSIVELY for our clients a 500 USD bonus on your deposit*.



ForexMeta broker (FXDD) with Metatrader4:



<http://www.forexmeta.com/forex> (includes a \$500 USD signup bonus*)

- \$500 Bonus Opportunity
- Real-Time Executable Quotes
- 24 Hour Customer Support
- Competitive Spreads
- Ability To Open Any Account Type
- Extremely Reliable Platform
- Automated Trading Capability
- Free Platform
- Fast And Easy Execution
- Advanced Charting with Numerous Indicators and Line Studies
- Capability To Trade From Your Charts
- Autostrategy Feature So You Can Program Your Own Strategies

* The \$500 bonus credit to the account is subject to the client completing at least 40 full lot closed trades within the first 60 days of the account approval. Bonus is provided only by ForexMeta broker, not by FAPTURBO developers. Other brokers do not provide this signup bonus.

Step 2: Download and install FAPTURBO Expert Advisor using EASY INSTALLER

Perform this step only when you have successfully installed Metatrader4 on your computer. Download the FAPTURBO Easy Installer (FapTurboSetup.exe file) from your members Area on the FAPTURBO.com website and run it.



FAPTURBO Installer works on Windows 2000/ XP / Vista.



Follow the steps in FAPTURBO Installer (Setup Wizard). It will guide you through the setup process.

On the main stage of the installation process the Setup Wizard will ask you to specify the Metatrader4 software root folder. It is the exact folder where you installed your Metatrader4 Platform previously.

The path depends on the broker you use. It is often found in Program Files on Disk C:

C:\ProgramFiles\MetaTrader - ForexMeta

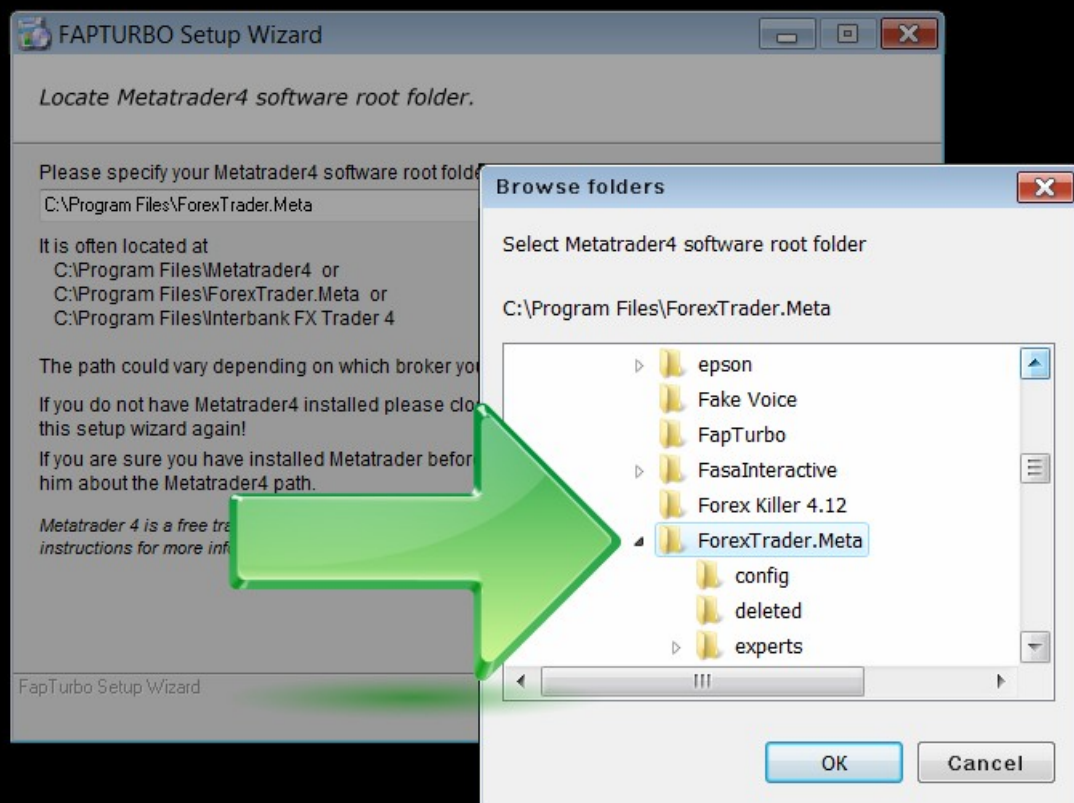
C:\ProgramFiles\Alpari Metatrader

C:\ProgramFiles\FXDD - MetaTrader 4

C:\ProgramFiles\FXCM - MetaTrader 4

C:\ProgramFiles\Interbank FX - MetaTrader 4

Or something like that. It should be the root folder of Metatrader!



Known Questions and Problems:

Don't have Metatrader4?

You can get free a Metatrader4 platform on the ForexMeta broker website. We recommend ForexMeta broker (FXDD) with MT4

<http://www.forexmeta.com/forex/> (featuring a \$500 USD signup bonus)

Easy Installer (Setup Wizard) does not work for me!

In this case you can install manually. Just download the fapturbo files from the FAPTURBO ZIP Package (can be found in member area download section) and then place Fapturbo.ex4 to the /experts folder and fapturbo.DLL to the libraries folder in your Metatrader folder.

I have MAC OS. Can it work on MAC?

Metatrader4 was created for Windows only but there are 2 ways you can still use it on MAC OS. The first way is to setup Metatrader on Mac OS following this [short manual](#). The second way is to order VPS Service that can work with MAC OS without any problem.

I Don't have WinZip.

You can download the free WinZip Evaluation Version

<http://www.winzip.com/downwz.htm> to extract the Zip archive or just use the free WindowsXP/Vista zip service. You can also use the free WinRAR to unzip files: <http://www.rarlab.com/>

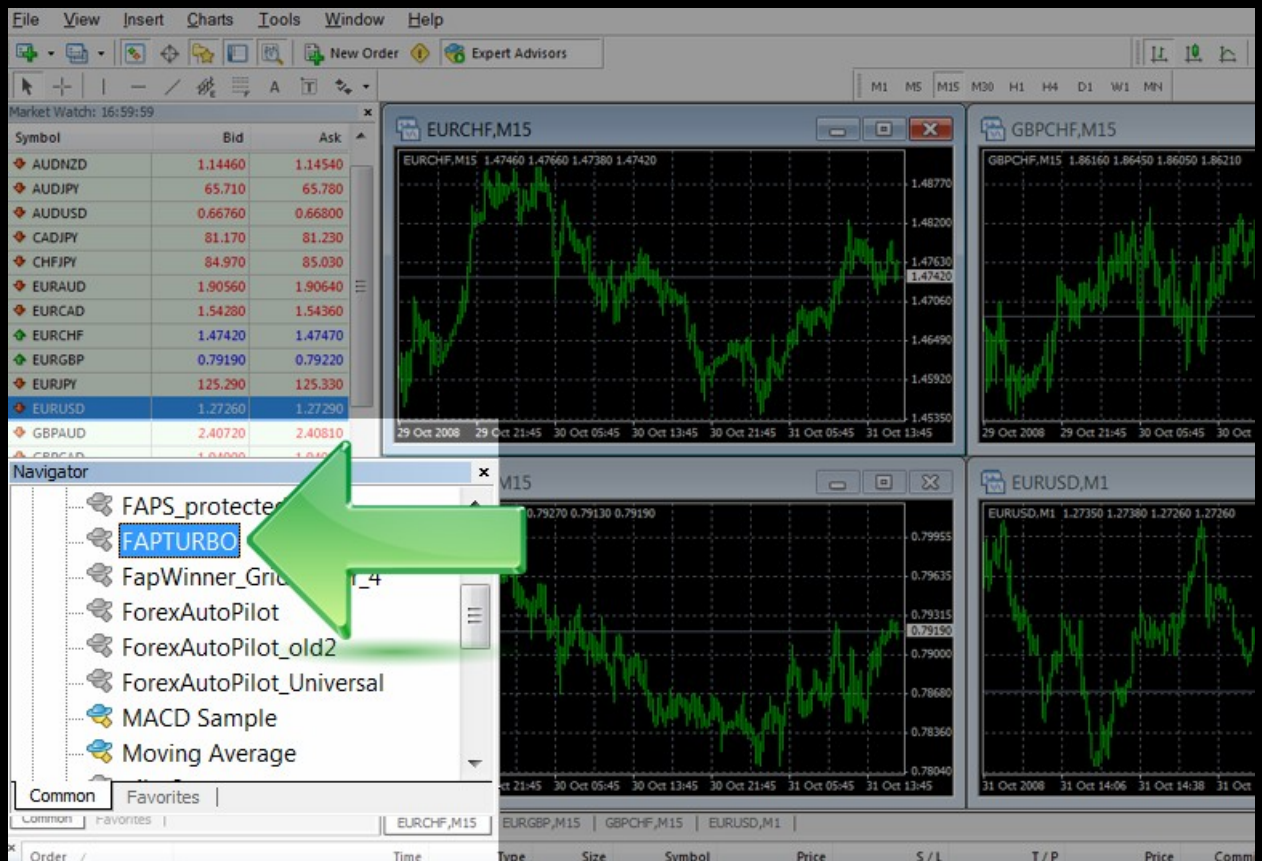
Watch the Video Tutorials!



Please open your member area on the FAPTURBO.com website and watch the video tutorials!

Step 3: Open your Metatrader software

Run the Metatrader4 platform and open your Demo or Real account. If you are a newbie, we recommend that you trade on Demo until you feel confident with the system. You will see the list of expert advisors under the Navigator Panel on the left of the screen. FAPTURBO will be among them:



Known Questions and Problems:

Why are some expert advisors shown in grey?

Experts-Robots are shown in grey because they don't have open source codes. That's fine. It is not a problem at all. They will still work fine if they have the Smiling Face on the top right of the attached graph. Template MT4 experts like "MACD Sample" and "Moving Average" are free samples with open source and that's why they are shown in yellow.

I installed Fapturbo to my Metatrader using installer, but I do not see FAPTURBO on the "Navigator" panel.

The problem could be that you have several Metatraders installed on your PC.
Check if you installed the fapturbo to the correct folder of the correct MT4 copy.

Watch the Video Tutorials!



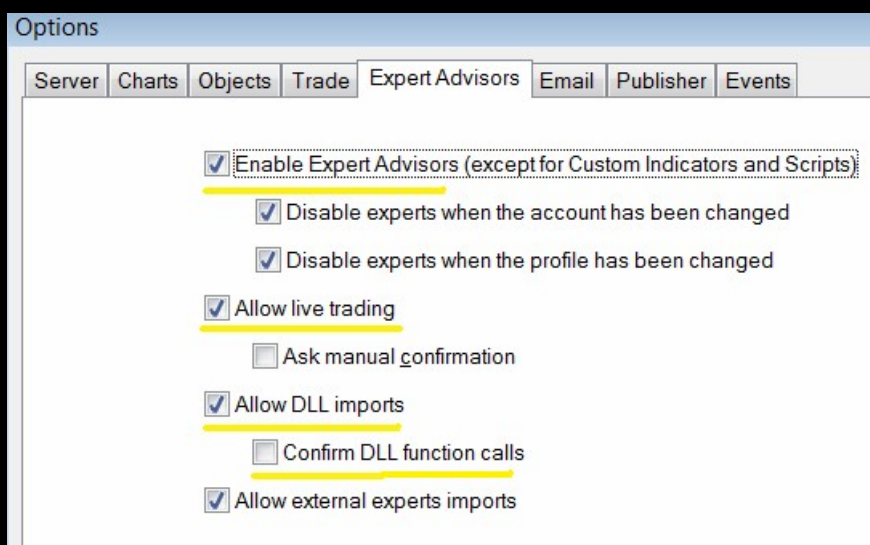
Please open your member area on the FAPTURBO.com website and watch the video tutorials!

Step 4: Attach FAPTURBO EA to the chart

First of all you should set the correct global settings in your Metatrader4 platform.

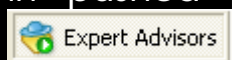
Click Tools in main menu - > Options - > Expert Advisors Tab

Make sure you have the same settings as shown on the screenshot below. **Enable Expert Advisors** checkbox must be checked. **Allow Live Trading** must be checked. **Allow DLL imports** must be checked too. Confirm DLL Function calls must be unchecked.

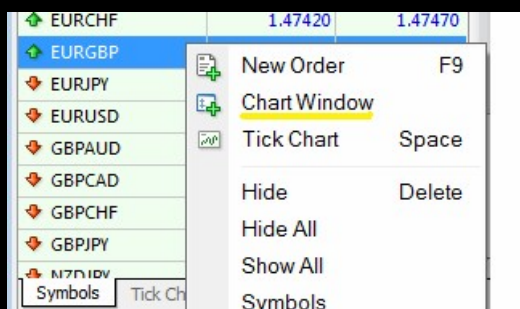


Then click OK to close the window.

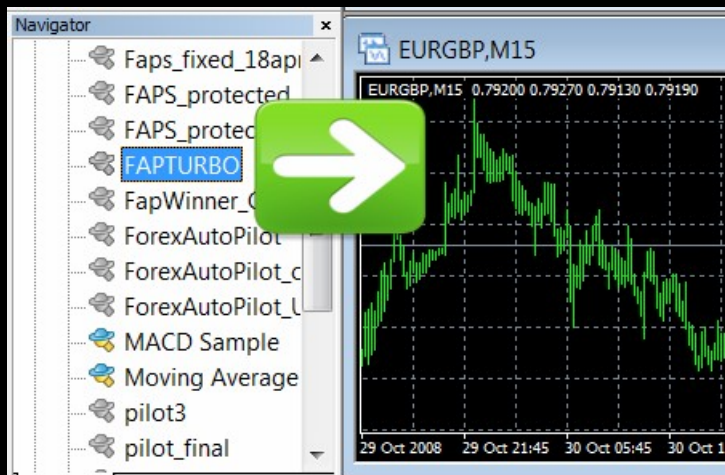
Make sure the «Expert Advisors» button on the top of Metatrader4 is in "pushed" position:



Choose the currency pair you want to trade and open its chart window with price candles. To do that simply right click on the currency title in the top left panel with currency rates and choose "**Chart Window**" command.



For example, you want to run FAPTURBO Scalper for EURGPB M15 Chart. Then drag and drop the advisor from the «Navigator» menu to the chart window.



The "Settings" Window will appear. It is described on the next step.

Known Questions and Problems:

What TimeFrame and Currency should I choose?

Scalper strategy works on EURGPB, EURCHF, GBPCHF or USDCAD currency pairs on M15 timeframe only.

FAPTURBO Longterm FAP STRATEGY was optimized for the best performance on EURUSD pair M1 (1 minute timeframe).

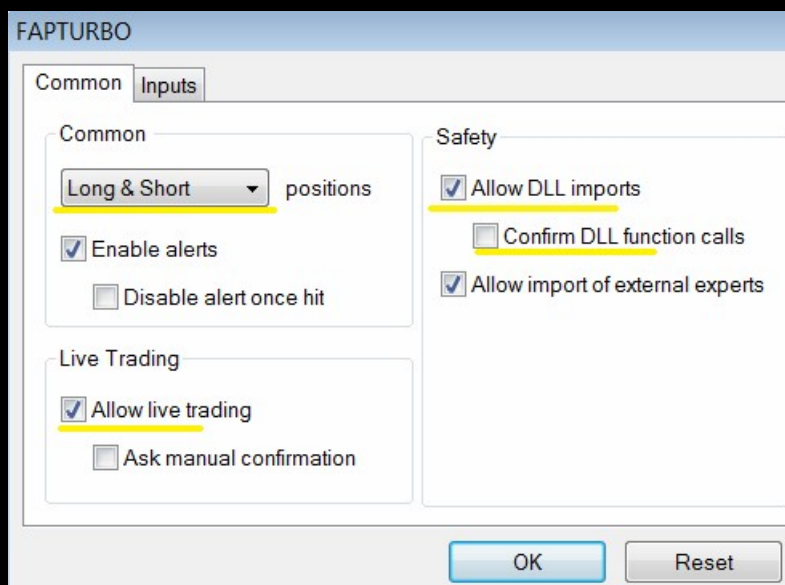
Note : To enable long term strategy the **UseScalperStrategy** parameter must be in FALSE position.

My Metatrader4 crashes when I run the FAPTURBO EA!

That means you did not update the MT4 version to the latest build. Please update it!

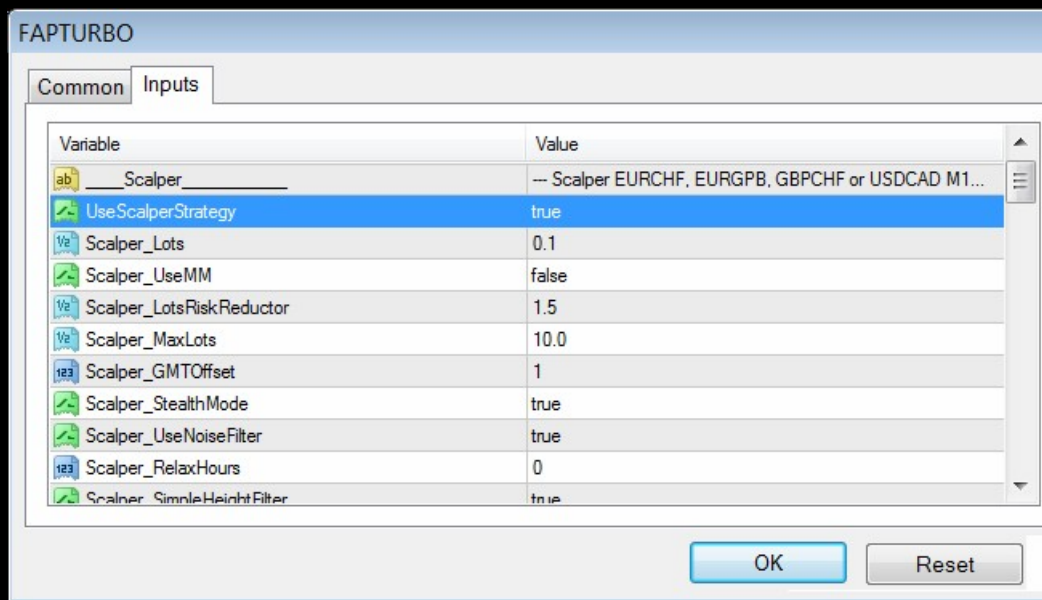
Step 5: Check Settings

After attaching the FAPTURBO advisor to the chart, you will get the Window with Advisor's Parameters. You need to set the **Common Tab** parameters: «Long and Short positions» and enable the checkbox «Allow live trading» to let advisor trade Forex for you! Also check «Allow DLL imports» and «Allow import of external experts» and deselect «Confirm DLL function calls».



You can also check and edit The Stop Loss, Take Profit and other parameters in «Inputs» menu. You can also load and save presets there. All parameters are described in this GUIDE later in the special section.

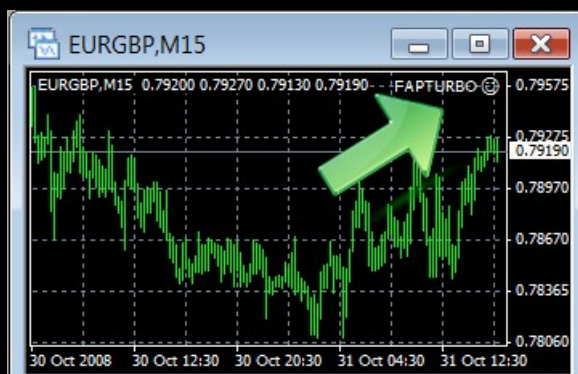
Note: To enable long-term strategy the **UseScalperStrategy** parameter must be in FALSE position.



If the **UseScalperStrategy** parameter is set to TRUE then Fapturbo will trade on scalper strategy on this chart.

Note: Some brokers have 5 digit price quotes (for example 1.12340). Fapturbo will adapt to them automatically! No need to change any settings.

Then click "OK" to run the advisor! If you set the advisor correctly to the proper timeframe and currency, you will see its smiling face in the top right corner of the Chart window. That means the advisor is working and monitoring the market now.



Note: Most of the advisors don't open the new orders instantly after you run them! Be patient! Advisor is monitoring the market and opens its trades only on condition of possible profits!

FAPTURBO will open trades a few times a week when its internal indicators find the proper market conditions to open trades. FAPTURBO doesn't have to open many trades or trade every single day! The goal is to make a profit, not to make many trades!

Usually Fapturbo opens 2-15 trades a week depending on the strategy you've chosen. If you followed the steps correctly but FAPTURBO did not open any single trade for the last 10 days then you should contact our friendly support team for help and assistance.

Forex Market is closed on Saturdays and Sundays. No trades will be performed during the weekend. There is no need to turn off advisor during weekend. It will sleep and continue the trades as soon as the market is opened again.

Note: Please note that all new open trades stay in minus for some time because you have to pay the "spread" (commission) to the broker! That is not a problem. Sooner or later most of the trades will close in profit. Have patience.

Known Questions and Problems:

When I drag the expert advisor onto a chart, I don't get the smiley face, just an X. I follow the procedure but it still doesn't respond. The Smiling Face icon means that EA works correctly. If you don't see the Smiling Face, just click on the "Expert Advisors" button on top of the Metatrader menu.

I see the sad face ☹ of the expert advisor instead of smiley face 😊

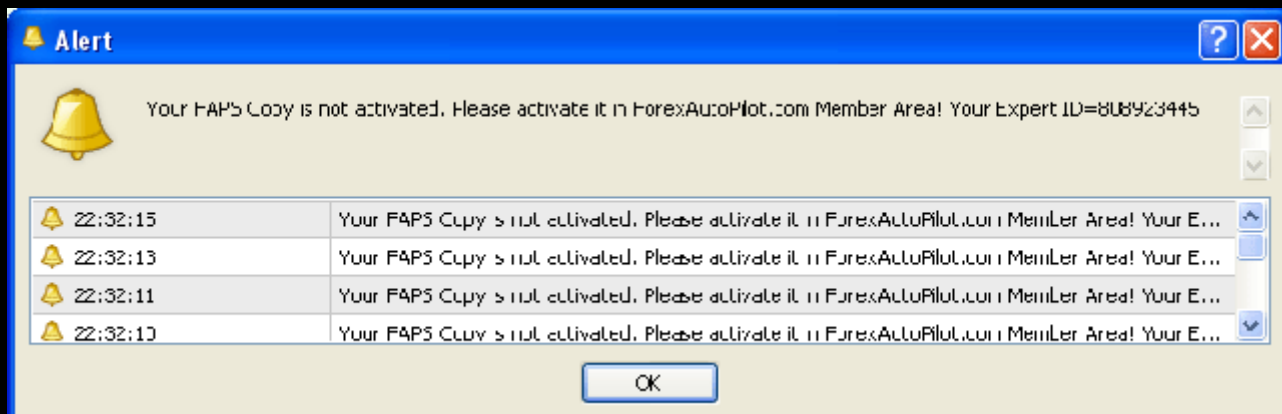
If you see the Sad Face that means you forgot to set the "Allow live trading" parameter for the expert advisor. Please check the parameters.

How do I change the parameters after I attached the EA to the chart?

Right click on the smiling face and select "Expert Advisors - > Properties" or press F7.

Step 5: Activate your copy

Now it's time to activate your copy of FAPTURBO EA. Just a few minutes after attaching FAPTURBO EA you will get the following alert:



Note: If you don't get this alert right away that could mean one of several things:

- Today is a non-trading day (weekend or Friday, for example). Wait 2-3 days for this alert to appear.
- You forgot to set correct parameters, for example "Allow DLL imports" in EA settings. Check previous steps carefully.

Record your Expert ID. For example my expert ID is 808923445

Then open your FAPTURBO Member Area on the website FAPTURBO.com and insert your expert ID to get your «Activation Key». On the website member area at "Step FOUR" you will find a field to input your ID:

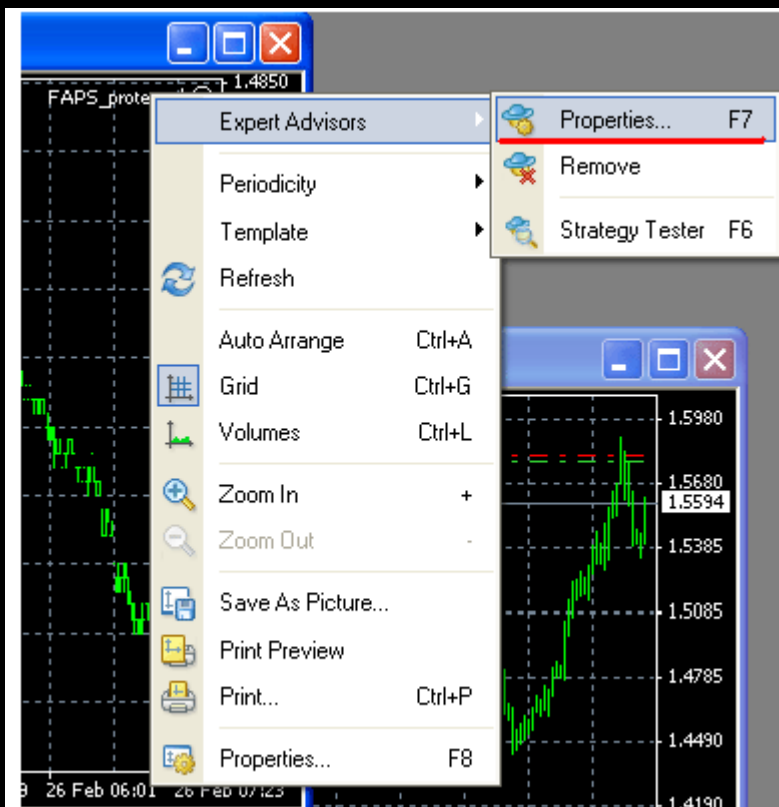


Press "Get My Activation Key" button. You will get a key:

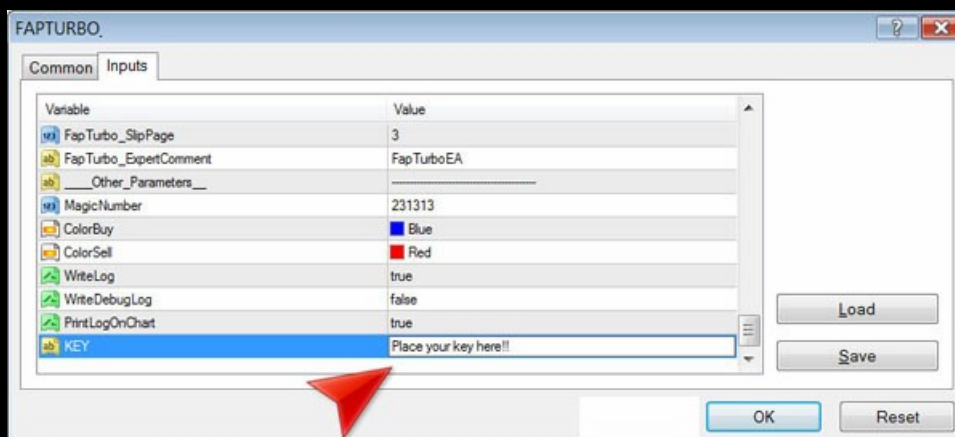
YOUR Activation KEY=045614050

Record the Activation Key. For example my Key 045614050

Now open Metatrader4 with FAPTURBO attached to the chart and right click on the FAPTURBO Smiling Face on the top right side of the chart and select «Expert Advisors -> Properties» or just press F7.



Click on the «Inputs» tab and scroll down to the «KEY» parameter and fill in your Activation Key from the website!



That's all! Your copy is activated and ready to use!

Known Questions and Problems:

- Where is the Member Area? I lost my link.
You got the link to the member area access details with your welcome email after purchase. Here is the link to Login:
<http://fapturbo.com/login.php> Try to find it there or contact our support team with the batch/receipt number of your payment.

You can also try "[Forgotten Password](#)" to retrieve the lost password to your email.

- My expert ID=0!! Help me!!
This is a common but easy to fix glitch in Metatrader4. First check the EA settings. Turn on "Allow DLL imports" and remove "Confirm DLL function calls" there. Also check the global parameters of the Metatrader: Tools -> Options -> Expert Advisors. Turn on "Allow Dll imports" and turn off "Confirm DLL function calls". **Then restart Metatrader!** You must Just restart your Metatrader and try again! It helps. If it happens again in the future then just restart your metatrader.
- I don't see the Alarm Window with Expert ID!
Maybe your copy is already activated or you forgot to check "allow DLL imports" and remove "Confirm DLL function calls" in the EA settings. Another possible reason: Today is non-trading day (weekend or Friday, for example). Wait 2-3 days for this alert to appear. It will appear only during trading days.
- My Metatrader crashes when I try to attach EA to the chart.
That means you use outdated MT4. Please update it to the latest build.
- My FAPTURBO License has expired. What do I do?
We update FAPTURBO every month to make sure it is always up to date to the modern market conditions. You should download the fresh version of fapturbo from the member area every month and install it instead of the old version. Each version is licensed for 1 month only. All updates are FREE to our members.

Watch the Video Tutorials!



Please open your member area on the FAPTURBO.com website and watch the video tutorials!

FAP-WINNER.com Service Overview



FAP-WINNER.com is a special service for ForexAutoPilot & FAPTURBO clients with premium support (rapid support, Live Chat, Appointment Calendar, Forum, Phone support) and advanced trading opportunities (Special FAP settings, Personal Trading Plan, Hedging EA) as well as weekly Mentoring and Coaching Class and Seminars/Webinars.

FAP-Winner was founded by Charles A. Floyd II, professional forex trader with 20 years of experience.

FAP-Winner is not a part of FAPTURBO or FAP service, it is a separate product created by Charles A. Floyd, II.

FAPWINNER FEATURES & BENEFITS:

1. FOREX AUTOPILOT TRADING SYSTEM (FAPTS & FAPTS-TURBO)

- **FOREX AUTOPILOT**
One of the best Expert Advisors available on the market. It's effectiveness has been proven in numerous tests and live trading by over 25,000 members in the last 12 months
- **FAPTS Settings**
Unique Forex AutoPilot modifications and settings developed and optimized by Charles A Floyd, II.
- **FAPTS Trading Plan**
Solid money management plan "March to Million", developed personally by Charles A Floyd, II to work for any account size
- **Hedging / Grid Trader EA**
One of the best hedging EAs available online. Developed personally by Charles A Floyd, II, professional trader with over twenty (20) years of experience.

2. FAPTS HAS BEEN PROVEN EFFECTIVE

- **Solid Backtesting Results**
Defined Buy/Sell Area
- **Tripled Deposit of Live Account**
Want proof? FAP tripled one live trading account! Check out the full and consistent trading statement on the website.

- **Effective On All Types of Trends**
FAP works perfectly on downtrends, uptrends and sideways trending markets!
- **Never Lost Deposit On Backtest**
You can backtest FAP for many years and verify that it has never zeroed the equity in a single account!
- **Adjustable Settings**
You are able to perform your own optimizations to find the absolute best settings for you!
- **Works 24/5 On Autopilot**
Simply drop and trade! Just attach the FAP EA to a chart, and let FAP work its magic trading in the forex market 24 (twenty-four) hours a day, 5 (five) days a week for you!
- **No Forex Skills Required**
With our detailed instructions and friendly, personalized support, you won't have any problems with the setup, even if you have never traded before!

3. FAPWINNER MEMBERS AREA

- **Personal Members Area**
Every member of FAPWINNER is provided access to the secure member area on the website.
- **Downloads Section**
In the downloads section, every member can access the FAP's system files, documentation, sound and video archives from the mentoring classes and chat meetings
- **FAPWINNER Newsletter**
Here our members can read the hot news about current and future FAPWINNER projects, learn about upcoming events in the FAPWINNER community, as well as schedules for the video and chat meetings
- **Support Section**
Here our members can get full, personal help from knowledgeable, award winning FAPWINNER support staff, hand picked by Charles.

4. FAPWINNER DISCUSSION FORUM

- **You Are Not Alone!**
All FAPWINNER members have access to the private discussion forum where all your questions can be answered. You can discuss anything related to FAP including setup, effective strategies, usage and settings.

- Moderators and Administrators
All staff are friendly, polite, responsive and always ready to address your needs!

5. FAPWINNER VIDEO CHAT MEETINGS

- Join The Live Chat With Other Traders!
All FAPWINNER members have access to the daily and weekly online chat meetings. Charles has been famous for his friendly FAPUG meetings held every Sunday and Thursday!
- Video Chat and Webinars
Charles presents his own personal video sessions and mentoring classes as well as Forex webinars!
- Recorded Sessions
Can't attend the meeting? No problem! Get access to the download page with recorded sound and video sessions archives!
- Lots of Traders talking online
You'll be excited by the activity in the chat sessions! Traders from all over the world are always here to share ideas and discuss the forex market!

6. AWARD WINNING SUPPORT

- Live Chat Support
All Gold FAPWINNER members are provided with 24/7 live chat support. Friendly, professional support staff is always ready available to help you online!
- Fast Reponse
No more hassles and waiting, no more unanswered emails and phone calls. Charles's professional support team has proven itself to be one of the best on the Internet!
- Tons Of Support Options
You will be amazed by the variety of support options we offer at FAPWINNER. These include fast email support, live chat, Skype, instant messaging, 1 to 1 mentoring, remote access support, personal appointment scheduling calendar, traders' forum, private messaging and much, much more!!
- Appointment Calendar
Every supreme FAPWINNER member can make a personal appointment with Charles for 1 to 1 mentoring
- Remote Access Help
We can help you with your FAP setup, using our remote access software! No more problems with the setup even if you are a computer newbie!

- Mentoring And Coaching Classes!
Not a Forex pro? No problem! Enroll and attend our friendly mentoring classes, webinars, or read tons of available literature and instructions! We are always here to teach and help you to get started right away!

7. JOIN THE FRIENDLY TEAM

- FAPWINNER Lifestyle
The FAPWINNER Group is more than just a gathering of moneymakers, we are a family.
- FAPWINNER Group Is Growing Rapidly
We have over 17,000 members and are growing every day! Our members include all kinds of people just like you, from total newbies to forex pros with years of experience. FAPWINNER is a place to make friends and develop relationships!
- Be A Winner With FAPwinner
So what are you waiting for? FAPWINNER is exactly what you need, to get where you want to be. Join us right now and become a valued member of the FAPWINNER friendly community

Join FAP-Winner.com now!



<http://fapwinner.com/>

VPS Service overview

Article by Uriel Katz

Forex Robots need to be trading 24 hours a day, 5 days a week, using your computer resources. Interruptions in the work of the robots may result in missed trading opportunities or money lost. Sometimes, you may also be unable to restart your computer or make any action which may affect the trading platforms and therefore the robot's work. For example maintenance of your computer or new installations may have to be left for the non-trading days. This may be a little bit annoying sometimes.

You may also be afraid that other people will use your computer (like in example your kids). You may fear that they might accidentally close the platform or worse even, make a manual trade that will cause you losses. And what about a power shortage? What about the system being accidentally restarted? No limit to our worries.



Is there any solution?

YES, it is called a Virtual Private Server (VPS). VPSs are computers based in large companies providing access to these computers for a monthly fee, through the Internet. These computers are maintained by experts, have strong and updated security hardware and software like firewalls and virus protection. They are working most of the week apart from hours of scheduled maintenance (and of course unscheduled, should any problem arise). You may access and operate

these computers through any computer, by remote control (what is called terminal-operation).

You just need access to the Internet, login using your username and password, and you operate your VPS. Now you may leave the VPS working, say with MetaTrader platform and a robot and close your connection with the VPS. Therefore you may use your home computer as needed for anything, without worrying about your robot working in the VPS. Even when you turn off your computer it is working. These companies have generally power-backup so they won't be affected by power shortages.



Forex Hoster is a perfect solution for hosting your trading.

The Virtual Server setup of FX Hoster has been tailored specifically for the FapTurbo robot. It's a breeze to get going and features:

- Easy uploading Panel for uploading the FapTurbo robot.
- Preinstalled Metatrader4 platform with a brokerage of your choice
- No hassles with server setup and configurations
- No server knowledge needed!
- Works for MAC and Windows!

Order VPS Right Now!



<http://forexhoster.com/>

Correct Lot Size & Risk

To put it into easy terms, the lot size will define the risk of each trade.

The larger lot size, the more money you risk!

If you set too large a lot size for a small deposit, even a small drawdown will kill your deposit! So please be careful setting lot size.

If you attach EA to 2 charts with same lot size that means you DOUBLE your risk (and possible gains). Be careful and consider the risk!

If you are not sure how to set correct lot size manually we recommend you use AUTOLOT (Money management) parameter. To activate it set Scalper_UseMM = true (for scalper strategy) or FapTurbo_Lots = 0 for Long Term strategy.

It will define the lot size for you automatically based on "LotRiskReductor" value. For example if you set LotRiskReductor = 5 then it will risk 5% of your available margin to open new position and will calculate the lot size properly.

Example for Standard Accounts:

- If you are using a small deposit under \$2,000 USD, then set Lots = 0.1
- If your deposit is \$ 5,000 then you can set Lots = 0.5
- If you have a large deposit over \$10K, then set Lots = 1 or more

Be aware of risk on Forex and trade only money you afford to loose. Always start on Demo first if you don't feel confident with the strategy!

Watch the Video Tutorials!



Please open your member area on the FAPTURBO.com website and watch the video tutorials!

FAPTURBO PARAMETERS

SHORT TERM SCALPER STRATEGY SETTINGS

Scalper strategy works on EURGPB, EURCHF, GBPCHF or USDCAD currency pairs on M15 timeframe only. Best results are on EURGPB pair.

To activate Scalper Strategy you should set **UseScalperStrategy = TRUE** parameter FAPTURBO settings.

- Scalper_Lots – fixed lot size if Money Management is off (Scalper_UseMM = false)
- Scalper_UseMM - turn on/off the money management (auto lot calculation)
- Scalper_LotsRiskReductor - Percent of free margin used to open new order. Can be from 1 to 100. It is used only if Scalper_UseMM = true
- Scalper_MaxLots - Maximum Lot size
- Scalper_GMTOffset - Broker Time offset from GMT Time. (In Hours)

GMT OFFSET is a very important parameter for scalper strategy. It defines the offset in hours between GMT and your broker time (market watch in MT4). It should be set carefully in order to let Fapturbo work properly. If you fail to set the GMT offset carefully you can get unexpected losses. Please be careful! Ask your broker about their GMT Offset if you are not sure!

Please note: If your Market Watch is **frozen** that means that your broker is on the weekend holiday and that broker time is not valid for GMT offset. You should wait until your broker is on the trading day to set the proper GMT offset value!

Also please mind the switch from summer to wintertime twice a year. Some brokers switch the time so you should adjust your GMT offset again on these days!

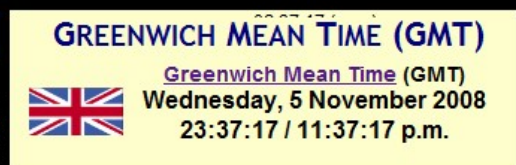
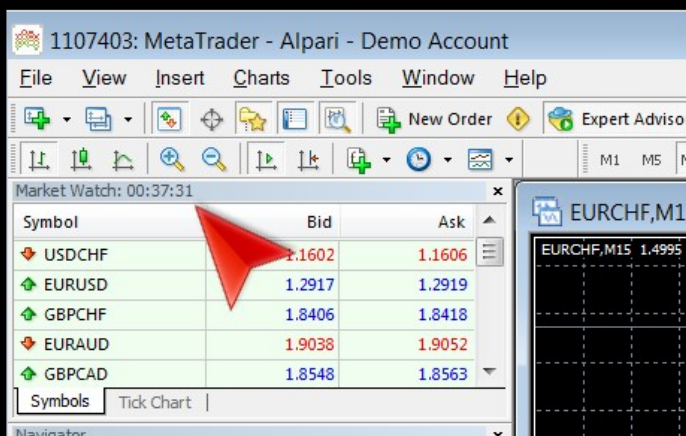
Example:

If Greenwich Mean Time is 23:33 now and the market watch shows you 0:37 that means your GMT offset is 1.

Don't forget to check if your broker switches to summer or winter times! That can influence on the GMT offset value!

Set proper GMT offset every time you attach the EA to the chart!

www.greenwichmeantime.com



**Example:
GMT: 23:37**

Market Watch 00:37

GMT OFFSET = 1

- Scalper_StealthMode - turns on / off Stealth Mode. The Stealth Mode protects you from cheating on the broker side. When using the stealth mode the real take profit and stop loss values are not displayed to your broker. (EA opens "fake" values for S/L and T/P)
- Scalper_UseCustomLevels - Turns on and off the CustomLevels filter
- Scalper_RelaxHours - the number of hours to miss after hitting stop loss
- Scalper_SimpleHeightFilter - turns on/ off the simple bar height volatility filter
- Scalper_TrendFilter - turns on / off Trend Filter based on the Moving Average calculation
- Scalper_TradeFriday - if true then trades on Fridays

- Scalper_OneTrade – if 1 then opens only 1 trader per day
- Scalper_UseFilterMA – turn on and off the MA global filter.
- Scalper_PeriodFilterMA – period of filtering MA
- Scalper_PriceFilterMA – PriceMA_0_6 – the way of calculating MA. 0=PRICE_CLOSE, 1=PRICE_OPEN, 2=PRICE_HIGH, 3=PRICE_LOW, 4=PRICE_MEDIAN, 5=PRICE_TYPICAL, 6=PRICE_WEIGHTED
- Scalper_MethodFilterMA – the type of MA. 0=Simple, 1=Exponential, 2=Smoothed, 3=Weighted
- Scalper_ExpertComment – "FapTurboScalper": Comments for log

Question: What parameters in scalper strategy should I change if I am new to forex?

You should set fixed lot size or autolot and check the GMT_offset parameter. Other settings can be left as defaults!

LONG TERM ADVANCED FAP STRATEGY SETTINGS

Advanced FAP strategy works on EURUSD pair, M1 timeframe only.

To activate Advanced FAP strategy you should set **UseScalperStrategy = FALSE** parameter FAPTURBO settings.

Advanced FAP strategy has a lot of parameters that can be adjusted only by FAP expert traders. If you are a newbie then just use the defaults. We've already put in a lot of time and hard work optimizing these parameters for the best performance for you! Only set the proper lot size for your deposit or use autolot.

- **FapTurbo_Lots** - sets the fixed lot size. If Lots = 0 then AutoLot is activated. (Money management is on)
- **FapTurbo_LotsRiskReductor** - the percent of free margin used to open new position. It is used only if **FapTurbo_Lots** = 0. **LotsRiskReductor** defines the risk. To let the program use AutoLot management (it means that EA decides the lot size itself), the variable **Lots** should be set to zero. **LotsRiskReductor** will then define the risk size. **LotsRiskReductor** can be from 1 to 100. 1 means 1% risk of deposit, while 100 means 100% risk.
- **FapTurbo_MaxOrders** - Maximum number of opened orders at the same time
- **FapTurbo_MaxLots** - Maximum Lot size
- **FapTurbo_StopTime** - Time delay between first and second opened order (if **Maxorders**=2 or more)
- **FapTurbo_aaa** - parameter for DeMarker indicator
- **FapTurbo_bbb** - parameter for WPR Indicator
- **FapTurbo_TakeProfit** - Take profit in pips
- **FapTurbo_StopLoss** - Stop Loss in pips. If Zero then it is not used.
- **FapTurbo_TrailingStop** - Trailing Stop Value

- `FapTurbo_DurationInHours` - Maximum time interval allowed to keep the opened position. This feature closes the open position when the time is elapsed. If Zero then not used.
- `FapTurbo_CloseAfterXmonths` - Defines the "every month" closure strategy. If you set `CloseAfterXmonths` = 1 it will close all positions on the first trading day (on first trading tick) of each month to refresh and start new month. If you set to 2 then it will close every 2 months etc. If you set it to Zero then it is not used.

FAPTURBO has 2 Moving Averages (slow & fast) that are used as a global trend indicator and their possible cross defines the risky trading zones that should be avoided. So our goal is to predict the possible MA cross-zones and avoid trading during such dangerous conditions.

- `FapTurbo_PeriodMALarge` - period of slow MA Filter (Daily)
- `FapTurbo_PeriodMASmall` - period of fast MA (Daily)
- `FapTurbo_PriceMA_0_6` - `PriceMA_0_6` – the way of calculating MA. 0=`PRICE_CLOSE`, 1=`PRICE_OPEN`, 2=`PRICE_HIGH`, 3=`PRICE_LOW`, 4=`PRICE_MEDIAN`, 5=`PRICE_TYPICAL`, 6=`PRICE_WEIGHTED`
- `FapTurbo_TypeMA_0_3` - type of MA: 0 = Simple, 1 = Exponential, 2 = Smoothed, 3 = Weighted
- `FapTurbo_ShiftMALarge` - MA Shift in Daily bars for slow MA
- `FapTurbo_ShiftMASmall` - MA Shift in Daily bars for fast MA
- `FapTurbo_LookForDays` - the number of daily bars to count back from the current bar to calculate possible MA Cross. Used if `FapTurbo_CriticalDays` > 0
- `FapTurbo_CriticalDays` - the number of critical days after the expected cross of MAs. If zero then it is not used. If we expect MA Cross then FAPTURBO will miss dangerous trading days.
- `FapTurbo_RelaxDays` - If zero then it is not used. The number of days to miss after the possible MA cross.

FAPTURBO long strategy has 3 parameters for Hedging:

- FapTurbo_Hedging - turns on and off the hedging feature. If Hedging is on (1) then Fapturbo will not open (FapTurbo_MaxOrders /2) positions in one direction. This feature prevents us from opening a lot of similar positions in one direction. So when you activate it FAP will control and balance the number of positions in each direction.
- FapTurbo_HedgingLotReducer - Opens every new added trade with decreased lot size. 0 – not used. For example, if HedgingLotReducer equals 2 and first trade is opened with 1 lot then next trade will be opened with 0.5 lot, etc.

The following parameters help Fapturbo to find the critical and risky days and avoiding trading on critical days:

- FapTurbo_TradeNFP - if Zero then Non-farm-payroll days are avoided. NFP days often bring huge price movements that are considered as risky and should be avoided.
- FapTurbo_TradeFriday - if Zero it does not trade on Fridays. Market behavior is usually unpredictable on Fridays and should be avoided.
- FapTurbo_Prudent - If 1 (on) then Fapturbo will be very careful and miss all risky days when slow and fast MA have different directions
- FapTurbo_SymAlligatorOnCritica – If not zero then Fapturbo will trade with symmetrical Alligator indicator on the risky days when slow and fast MA have different directions
- FapTurbo_FixedDirection - If on (1) then during the days when both MA are targeted up it allows trades on BUY only. If both MA are targeted down then allows only SELL trades. I.e. follows the global trend strictly.
- FapTurbo_ClsLsrOnMrktChnge - If on (1) then it closes all open losing trades if their direction is opposite to the MASmall.
- FapTurbo_AlwaysTrade - If on (1) then uses safe lot size (FapTurbo_LowLot) during dangerous days.

- `FapTurbo_LowLot` - safe lot size for dangerous days. It is used only if `FapTurbo_AlwaysTrade` is not zero
- `FapTurbo_TooGoodToBeTrue` - maximum number of daily bars where both MAs have the same direction. The idea of this parameter: if the trend is very stable for a long time – that is too good to be true. Time to expect the bad news and danger days!
- `FapTurbo_PrudentPeriod` - Number of days after “`FapTurbo_TooGoodToBeTrue`” event that should be considered as risky days.

Trading Intervals limits. During this interval (in broker time) `Fapturbo` will look for new signals to open positions. During other times it does not open new positions, only monitors already opened positions. If Start and End time are the same then it works around the clock! For example if you set `StartWork TimeHour = 12`, `StartWork TimeMin = 20` and `EndWork TimeHour = 17`, `EndWork TimeMin = 00` then `FAPturbo` will open new trades every day only between 12-20 and 17-00. During other time `FAPturbo` will only monitor old opened trades but never open any new trades.

- `FapTurbo_StartWorkTimeHour` - hour to start the trading interval
- `FapTurbo_StartWorkTimeMin` - minute to start the trading interval
- `FapTurbo_EndWorkTimeHour` - hour to stop the trading interval
- `FapTurbo_EndWorkTimeMin` - minute to close the trading interval
- `FapTurbo_OneTrade` - opens only one trade during the defined Trading Interval.
- `FapTurbo_SpanGator` - Alligator indicator parameter

- FapTurbo_SlipPage - Maximum price SlipPage
- FapTurbo_ExpertComment - Comments FapTurbo for Log

General Settings

- Magic Number - This is a unique ID number for each advisor to help the system understand which Advisor is making the trade if you use several advisors inside one trading account.
- ColorBuy - color for displaying Buy positions
- ColorSell - color for displaying Sell positions
- WriteLog - writes comments to Log
- WriteDebugLog - Writes comments to Journal
- PrintLogOnChart - prints comments on Chart
- KEY - The activation key for your copy of EA.

FAPTurbo Trading Proof & Examples

FAPTURBO is famous as the first real money trading robot. We do trade real money with our system because we really trust it.

You can verify all statements and see the results in real time on our website



<http://www.FapTurbo.com>

Short Term Scalper Strategy Forward Test

Short Term strategy can work on 4 pairs: EURGBP, GBPCHF, EURCHF and USDCAD, M15 Timeframe

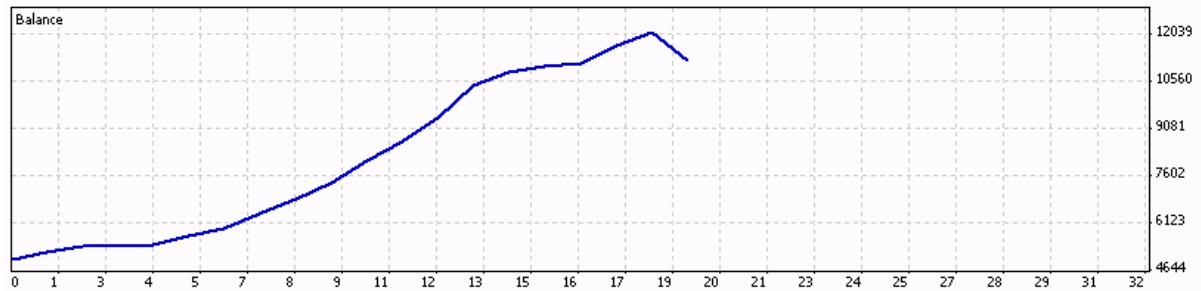
Forward Test result: deposit was doubled in 2 weeks.

(High-risk lot settings were used. Not recommended for newbies. For safe trading use lot = 0.5 for 5K deposit!)

| Account: 120 | | | Name: FapTurbo2 | | | | | Currency: USD | | | 2008 November 6, 13:59 | | | |
|----------------------|------------------|---------|-----------------|--------------------|--------|--------|--------|------------------|--------|-------------|------------------------|----------|----------|--|
| Closed Transactions: | | | | | | | | | | | | | | |
| Ticket | Open Time | Type | Size | Item | Price | S / L | T / P | Close Time | Price | Commission | Taxes | Swap | Profit | |
| 31812959 | 2008.10.23 20:27 | balance | | Deposit wire #2008 | | | | | | | | | 5 000.00 | |
| 31821390 | 2008.10.23 22:11 | sell | 1.94 | eurgbp | 0.7985 | 0.0000 | 0.0000 | 2008.10.23 22:20 | 0.7978 | 0.00 | 0.00 | 0.00 | 219.96 | |
| 31822416 | 2008.10.23 22:22 | buy | 2.02 | eurgbp | 0.7968 | 0.0000 | 0.0000 | 2008.10.23 23:03 | 0.7974 | 0.00 | 0.00 | 0.00 | 196.76 | |
| 32063292 | 2008.10.27 23:43 | sell | 0.10 | eurgbp | 0.8033 | 0.8170 | 0.7982 | 2008.10.27 23:44 | 0.8026 | 0.00 | 0.00 | 0.00 | 10.88 | |
| 32064621 | 2008.10.28 00:21 | buy | 0.10 | eurgbp | 0.8015 | 0.7879 | 0.8065 | 2008.10.28 00:23 | 0.8017 | 0.00 | 0.00 | 0.00 | 3.11 | |
| 32064855 | 2008.10.28 00:27 | buy | 2.61 | eurgbp | 0.8013 | 0.7877 | 0.8054 | 2008.10.28 00:36 | 0.8020 | 0.00 | 0.00 | 0.00 | 283.55 | |
| 32066041 | 2008.10.28 01:04 | buy | 2.75 | eurgbp | 0.8015 | 0.7892 | 0.8059 | 2008.10.28 01:25 | 0.8021 | 0.00 | 0.00 | 0.00 | 256.23 | |
| 32179718 | 2008.10.29 01:03 | buy | 4.61 | eurgbp | 0.7965 | 0.7843 | 0.8013 | 2008.10.29 01:14 | 0.7971 | 0.00 | 0.00 | 0.00 | 443.61 | |
| 32181299 | 2008.10.29 01:31 | buy | 4.95 | eurgbp | 0.7953 | 0.7830 | 0.8006 | 2008.10.29 01:42 | 0.7959 | 0.00 | 0.00 | 0.00 | 477.16 | |
| 32409739 | 2008.10.30 22:08 | buy | 5.32 | eurgbp | 0.7847 | 0.7708 | 0.7889 | 2008.10.30 22:15 | 0.7853 | 0.00 | 0.00 | 0.00 | 524.67 | |
| 32410759 | 2008.10.30 22:39 | sell | 5.73 | eurgbp | 0.7865 | 0.7989 | 0.7810 | 2008.10.30 22:41 | 0.7858 | 0.00 | 0.00 | 0.00 | 657.68 | |
| 32411044 | 2008.10.30 22:43 | sell | 6.24 | eurgbp | 0.7870 | 0.7992 | 0.7811 | 2008.10.30 22:44 | 0.7864 | 0.00 | 0.00 | 0.00 | 613.26 | |
| 32593305 | 2008.11.03 22:27 | sell | 6.71 | eurgbp | 0.7992 | 0.8129 | 0.7945 | 2008.11.03 22:52 | 0.7985 | 0.00 | 0.00 | 0.00 | 743.72 | |
| 32595532 | 2008.11.03 23:39 | sell | 7.29 | eurgbp | 0.7997 | 0.8117 | 0.7955 | 2008.11.03 23:52 | 0.7988 | 0.00 | 0.00 | 0.00 | 1 035.00 | |
| 32598051 | 2008.11.04 00:50 | sell | 8.09 | eurgbp | 0.7999 | 0.8137 | 0.7951 | 2008.11.04 01:54 | 0.7996 | 0.00 | 0.00 | 0.00 | 382.33 | |
| 32687819 | 2008.11.05 00:10 | sell | 4.17 | eurchf | 1.5120 | 1.5257 | 1.5078 | 2008.11.05 00:16 | 1.5115 | 0.00 | 0.00 | 0.00 | 179.73 | |
| 32688135 | 2008.11.05 00:19 | sell | 4.24 | eurchf | 1.5126 | 1.5250 | 1.5076 | 2008.11.05 00:21 | 1.5123 | 0.00 | 0.00 | 0.00 | 109.49 | |
| 32689560 | 2008.11.05 01:10 | buy | 8.60 | eurgbp | 0.8141 | 0.8011 | 0.8191 | 2008.11.05 02:21 | 0.8145 | 0.00 | 0.00 | 0.00 | 546.10 | |
| 32787457 | 2008.11.06 00:02 | sell | 9.03 | eurgbp | 0.8143 | 0.8270 | 0.8098 | 2008.11.06 01:47 | 0.8140 | 0.00 | 0.00 | 0.00 | 429.86 | |
| 32789847 | 2008.11.06 01:47 | buy | 9.36 | eurgbp | 0.8140 | 0.8012 | 0.8194 | 2008.11.06 06:56 | 0.8134 | | | | | |
| | | | | | | | | | | 0.00 | 0.00 | 0.00 | 6 223.75 | |
| | | | | | | | | | | Closed P/L: | | 6 223.75 | | |

Summary:

| | | | | | |
|---------------------|-----------|------------------|-----------|--------------|-----------|
| Deposit/Withdrawal: | 5 000.00 | Credit Facility: | 0.00 | | |
| Closed Trade P/L: | 6 223.75 | Floating P/L: | 0.00 | Margin: | 0.00 |
| Balance: | 11 223.75 | Equity: | 11 223.75 | Free Margin: | 11 223.75 |

Details:

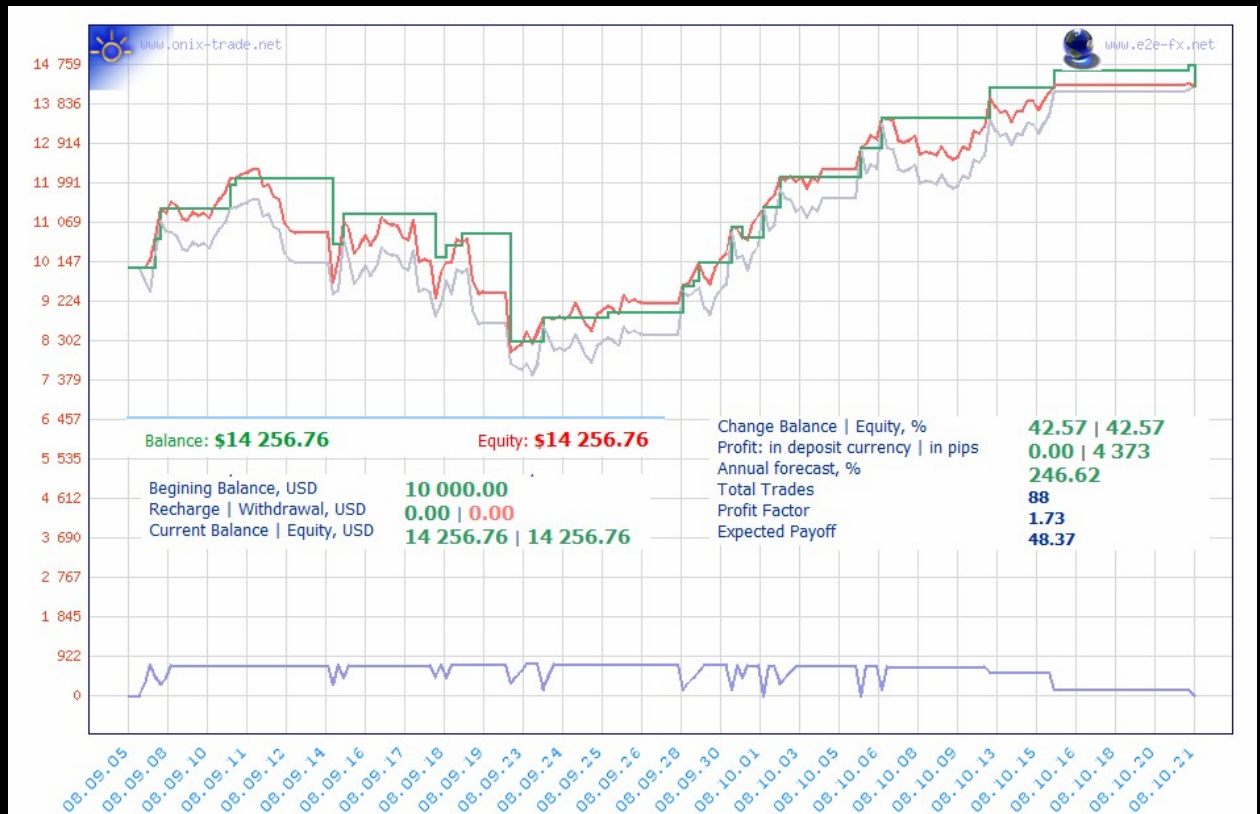
| | | | | | |
|--------------------|----------|-----------------------------|----------------|---------------------------|----------------|
| Gross Profit: | 7 113.10 | Gross Loss: | 889.35 | Total Net Profit: | 6 223.75 |
| Profit Factor: | 8.00 | Expected Payoff: | 327.57 | | |
| Absolute Drawdown: | 0.00 | Maximal Drawdown: | 889.35 (7.34%) | Relative Drawdown: | 7.34% (889.35) |
| Total Trades: | 19 | Short Positions (won %): | 10 (100.00%) | Long Positions (won %): | 9 (88.89%) |
| | | Profit Trades (% of total): | 18 (94.74%) | Loss trades (% of total): | 1 (5.26%) |
| Largest | | profit trade: | 1 035.00 | loss trade: | -889.35 |
| Average | | profit trade: | 395.17 | loss trade: | -889.35 |
| Maximum | | consecutive wins (\$): | 18 (7 113.10) | consecutive losses (\$): | 1 (-889.35) |
| Maximal | | consecutive profit (count): | 7 113.10 (18) | consecutive loss (count): | -889.35 (1) |
| Average | | consecutive wins: | 18 | consecutive losses: | 1 |

We have a lot of real money trading accounts and managed accounts of different size: from 300 USD to 50K. All of them are traded by FapTurbo with the same great result. That proves that you do not need a huge deposit to make it work.

Just make sure you use correct the lot size for safety trading and you are fine!

Long Term Advanced FAP Strategy Forward Test

- Here is an example from one of our FAPTURBO trading accounts. It generated \$4,256 USD in 4 weeks on \$10K deposit. That is 42.57% profit. You can verify it on 3rd party monitoring [Onix Trade](http://Onix-Trade). Then we stopped demo test and went live.



Live (Real Money) trading accounts and statements can be found on our official website FAPTURBO.com.

FAPTurbo Backtesting on Historical Data

Backtest on history is a good way to see how the system behaved in the past. Of course past performance can't guarantee future performance and that's why we show real money forward test not just backtest simulations. But still, with a good probability you can see how well the system performed during the last 9 years, so why would it not perform the same great way next year? Of course if the end of days does not come tomorrow 😊

- FapTurbo Scalper strategy can be backtested from 1999.
- Fapturbo Long Term Strategy can be backtested from 2003 because it trades only EURUSD M1 and there was no euro in 1999.

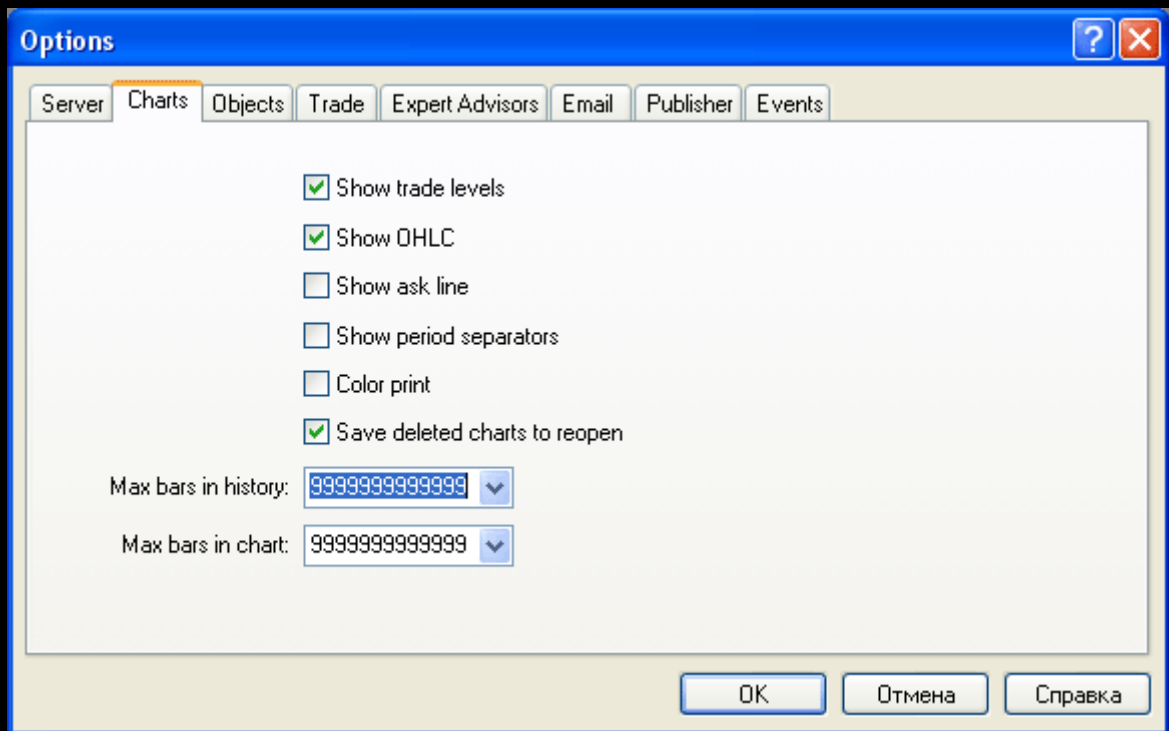
If you are not a forex expert you do not need to perform any backtest or optimizations. Just use the default settings and set proper lot size (and GMT offset) and you are all set!

FAPTURBO is a very complicated robot with 2 strategies and that's why backtest is very slow. Do not run backtest if you have a slow PC.

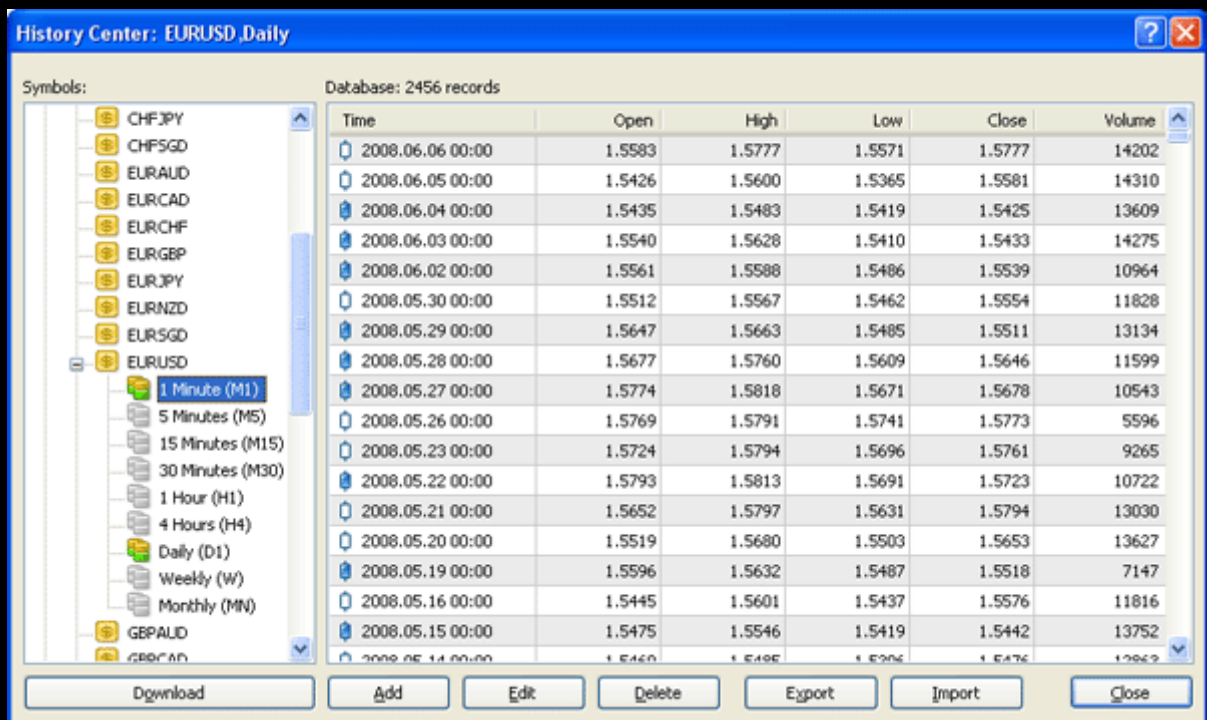
History Data Download

First you should download the historical data for your backtest calculation.

1. Open MetaTrader MT4 platform.
2. Open Options in the Tools tab in the upper menu bar.
3. Click Charts tab.
4. Change both "Max bars in history" and "Max bars in chart" to "999999999".



5. Close Options window.
6. Open History Center in the Tools tab in upper menu bar.
7. Double click EURUSD M1 button.
8. Click "Download" button. (This downloads history data from MetaQuotes)



9. Do the same for other pairs you want to backtest. For example EURCHF and EURGBP for scalper strategy.

10. When the download is complete, close History Center window.

You are now ready for Strategy Tester (backtests) and Optimization.

Please note that for M1 timeframe maximum modeling quality is 25%. That is normal because M1 is the smallest available timeframe for simulation in MT4. That does not mean that simulation is not accurate.

Known Questions and Problems:

- How do I perform a backtest myself?

To perform a backtest, you should press CTR+R or View->Strategy Tester in main menu in Metatrader4.

Then set the expert advisor to backtest, the proper symbol, time interval (Use date), period and click OK. When the backtest is finished you will see the results in "Results" or "Graph" and "Report" Tabs below.



- Strategy test does not work!

I guess you forgot to download historical data or you forgot to activate your copy of the EA and "allow DLLs" in the global settings of Metatrader (Tools -> Options).

- My Metatrader crashes when I try to backtest!

That means you are using an outdated MT4. Please update it to the latest build.

- What is optimization and how do I do that?

Optimization represents successive passes of the same expert advisor with different inputs on the same data. Such parameters can be sorted out at which the expert efficiency will be maximal. The terminal possesses some built-in means that allow automating this process. To optimize an expert, one has to flag the option of the same name in the "Tester" window and press the "Start" button. Do not make optimizations if you are not a forex expert!

- My scalper strategy backtest shows totally different, bad results than yours!

The problem is in the spread value. You can backtest ONLY if your spread for EURGBP = 3. If your spread is higher then backtest will show invalid results. Also mind the possible switch from summer to wintertime in your broker. You can't get good results when trying to backtest with invalid GMT Offset.

Also if your broker switches his time from summer to winter time twice a year you can't get valid backtest results without changing GMT offset on history! You cant use same GTM Offest for summer and winter times!

FAQ & Troubleshooting:

GENERAL FOREX QUESTIONS

What is Forex?

The Foreign Exchange market, also referred to as the "FOREX" or "Forex" or "Retail forex" or "FX" or "Spot FX" or just "Spot" is the largest financial market in the world, with a volume of over \$2 trillion a day. If you compare that to the \$25 billion a day volume that the New York Stock Exchange trades, you can easily see how enormous the Foreign Exchange really is. It actually equates to more than three times the total amount of the stocks and futures markets combined! Forex rocks!

What Tools Do I Need to Start Trading Forex?

A computer with an Internet connection or virtual private server for remote trading is all that is needed to begin trading currencies. We provide full detailed instructions so no forex knowledge is needed.

What trading software do I need to run FAPTURBO and where do I get it?

FAPTURBO is designed to work with the forex trading platform Metatrader 4, which is now offered by many of the leading forex brokers. Metatrader 4 can be downloaded for free from most brokers' websites, usually via a "download trading platform" link.

What is Expert advisor (EA)?

Expert Advisor is an automated robotic script written in MQ4 language that can work in the Metatrader4 platform and make trades for you!

Can advisors work when I am away or go out?

Yes, they can work 24 hours/day for you. You don't need to monitor the trades if you don't have enough free time. Our Robot Advisors will monitor the trades, open orders and close positions for you when needed. Just keep your MetaTrader on to let them work their magic!

What if my PC lost power or rebooted?

No problem here! Just run Metatrader again and turn on the expert advisor. It will continue trading. If you have continuous power losses and poor Internet connection or simply can't keep your PC online all the time we suggest that you order VPS (Virtual Private Server) for hosting your trading.

How do I remove expert advisor?

To remove an advisor, just right click on its name or face in the top right part of the chart and select «Expert Advisors -> Remove». Don't

forget to close all open trades of the current advisor if you remove it.

Should I remove or turn off the expert advisor on weekends?

No need to do that. It will sleep when the market is closed and continue to work on Monday automatically.

Does FOREX work 24/7?

No. Only on business days. No trading on weekends.

What is Virtual Private Server (VPS)?

VPS is a special service that can host your trading on a remote server so you no longer need to keep your PC on 24/5 for trading!

Demo or Real account?

You should always try your expert advisors on Demo account first to check if your broker is compatible with your current expert advisor! We don't recommend trading on Real account without testing on Demo first!

Can I run several advisors on the same account at the same time?

That's a great idea! You can run several advisors simultaneously to increase your profits and minimize the risks. Don't worry if it sounds daunting – we'll give you full instructions on how to do it.

Can I run FAPTURBO with other EAs or with manual trading?

Yes, you can. The magic number feature will help FAPTURBO to separate its trades from other trades.

Magic number is the unique ID number of each advisor to help the system understand which advisor is making a trade if you attach several advisors at the same time.

Brokerage And Trading Setup

What broker should I choose?

To get the Robot EA (Expert advisor) up and running you need to trade on the popular Metatrader 4 platform. Basically you can use any Brokerage you like, however we arranged a special deal with the forex-meta guys. They will credit your real money account with up to USD \$500 in bonus money after you've traded for a given time (the robot usually makes a few winning trades a day so that goal is easily archived) PLUS they know about the EA robot setup and are willing to assist you should any problems occur. OPEN AN ACCOUNT WITH FOREX META NOW (<http://www.forexmeta.com/forex>)

What is Metatrader4 and where can I download it?

Metatrader4 is a free trading platform. You can download it from your broker website.

What are the top brokers with metatrader4?

1. FOREXMETA FXDD <http://www.forexmeta.com/forex>
2. INTERBANK FX (IBFX) <http://interbankfx.com/>
3. ALPARI CO UK <http://alpari.co.uk/>
4. FXCM <http://www.fxcm.com/metatrader.jsp>
5. FXPRO <http://www.fxpro.com/>

How do I Install Metatrader4?

Please watch our video tutorials in the "VIDEO TUTORIALS" section in the member area.

How do I get my \$500 USD Bonus?

The \$500 bonus credit to the account is subject to the client completing at least 40 full lot closed trades within the first 60 days of the account approval. Bonus is provided only by ForexMeta broker, not by FAPTURBO developers. Other brokers do not provide this signup bonus.

Contact ForexMeta directly to claim the bonus.

I have MAC OS. Can Metatrader4 work on MAC?

Metatrader4 was created for Windows only but there are 2 ways you can still use it on MAC OS. The first way is to setup Metatrader on Mac OS following this short manual. The second way is to order VPS Service that can work with MAC OS without any problem.

Getting Started With FAPTURBO

Do I have to trade myself? Is it difficult to setup?

No! All you need to do is setup the automated trading robots (expert advisors) and let them trade on your account to bring you profits! You will get step-by-step instructions how to setup and run them and we have prepared a great set of Video Tutorials for you!

How do I install FAPTURBO?

Download FapTurbo Easy Install Package from the Downloads section in the member area and Run it. It will guide you through the setup process. Also please watch our video tutorials in "VIDEO TUTORIALS" section in the member area.

Can I install FAPTURBO manually without "FapTurbo Easy Installer"?

Yes. Download the FAPTURBO package ZIP file that contains FAPTURBO.ex4 file (place it to the /experts folder in metatrader) FAPTURBO.DLL file (place it to the /libraries folder in metatrader) and FAPTURBO GUIDE in PDF (adobe acrobat reader)

How much money do I need to start trading?

Depending on your broker terms, you can start trading with as little as \$100. Remember that starting out with low trading capital may put you at disadvantage because you will only be able to trade the market in small share sizes. We recommend that you start with capital of \$1,000-5,000 USD or train on a Demo account till you are satisfied with the performance.

Is it hard to learn and implement your trading system?

No! Most people that purchase the FAPTURBO package start trading within minutes of installing. We provide detailed instructions and cool Video Tutorials! Please watch our video tutorials in "VIDEO TUTORIALS" section in the member area.

Where can I get WinZip to unzip files?

You can download free WinZip Evaluation Version <http://www.winzip.com/downwz.htm> to extract the Zip archive or just use the free WindowsXP/Vista zip service. You can also use free WinRAR to unzip files: <http://www.rarlab.com/>

Where can I get the Adobe Acrobat Reader to open PDF guide?

Download Adobe Acrobat Reader on <http://www.adobe.com> for free.

Where is the folder of metatrader experts? I can't find it on my PC!

The common folder of metatrader experts is:
C:\ProgramFiles\Metatrader4\Experts or C:\ProgramFiles\InterbankFX Trader\Experts or something like that.

How do I place FAPTURBO on VPS?

First of all you should order the ForexHoster VPS service (<http://forexhoster.com>). Then upload the fapturbo files from the FAPTURBO ZIP Package (can be found in member area download section).
Read the VPS service manual/videos for more information.

FAPTURBO Activation

How do I Activate FAPTURBO?

Please read the FAPTURBO GUIDE "activation" section. We explained it there in detail. Also watch our video tutorial.

I don't get the "Activation Alert" (Alarm)!

Maybe your copy is already activated or you forgot to check "allow DLL imports" and remove "Confirm DLL function calls" in the EA settings. Another possible reason: Today is a non-trading day (weekend or Friday, for example). Wait 2-3 days for this alert to appear. It will appear during only trading days.

My expert ID=0!! Help me!!

This is a common but easy to fix glitch in Metatrader4. First check the EA settings. Turn on "Allow DLL imports" and remove "Confirm DLL function calls" there. Also check the global parameters of the Metatrader: Tools -> Options -> Expert Advisors. Turn on "Allow DLL imports" and turn off "Confirm DLL function calls". Then restart Metatrader! You must restart your Metatrader and try again! It helps. If it happens again in the future then just restart your metatrader.

My Metatrader crashes when I try to attach EA to the chart!

That means you are using an outdated MT4. Please update it to the latest build

My FAPTURBO License has expired. What should I do?

We update FAPTURBO every month to make sure it is always up to date to the modern market conditions. You should download the fresh version of fapturbo from the member area every month and install it instead of the old version. Each version is licensed for 1 month only. All updates are FREE to our members.

FAPTURBO Settings and Configuration

Can I adjust parameters of the FAPTURBO advisor?

Of course...you can change stop loss, take profit and several other parameters and filters depending specifically on your needs. All of them are described in the FAPTURBO GUIDE. Make sure you set proper parameters such as GMT Offset.

What timeframe and currency should I choose?

FAPTURBO has 2 built-in strategies. Each strategy is designed for its own timeframe and currency pairs. For example Long-term strategy works

only on EURUSD M1. The scalping short-term strategy works on 4 pairs: EURGBP, GBPCHF, EURCHF & USDCAD, M15 Timeframe. Read the GUIDE for more information.

What are the differences between FAPTURBO Short Term and Long Term Strategy?

FAPTURBO is a powerful combination of 2 strategies: Short Term Scalping Strategy and Long Term Advanced FAP strategy. Both strategies are built inside one FAPTURBO expert advisor and can be switched on and off easily using UseScalperStrategy parameter in FAPTURBO settings.

Each strategy uses its own designed timeframe and currencies so be sure you use the strategy on proper currency pair and timeframe. You will find full details on each strategy and its parameters in the FAPTURBO GUIDE and Video Tutorials

Which strategy is the best one?

There is no clear answer to this question. Every strategy is a unique system of trading, and each has its own strong and weak points. We recommend running both systems at the same time. You know, diversification is the key to success!

How do I switch between Strategies?

Use UseScalperStrategy Parameter. True = Scalper strategy. False = Long Term strategy.

Can I run 2 strategies on one account?

Yes you can. Attach FAPTURBO EA to the proper charts and set proper parameters for each strategy. Read the GUIDE and watch our video tutorials in "VIDEO TUTORIALS" section in the member area.

Warning: What are the most important parameters that I have to change?

In scalper strategy you should set the proper lot size and GMT OFFSET!
In long-term strategy you should set proper lot size.
And of course the KEY value with your activation key.
Please watch our video tutorials in "VIDEO TUTORIALS" section in the member area.

How do I Set Proper Lot size?

Use lot = 0.01 for deposits less than \$1000 USD. Use lot = 0.1 for deposit from \$1001 to \$4999 Use lot = 0.5 for deposit from \$5000 to \$9999 Use lot = 1 for deposit \$ 10K and above. The numbers could vary depending on your broker rules! Please watch our video tutorials in "VIDEO TUTORIALS" section in the member area.

What is GMT OFFSET Parameter?

GMT OFFSET is very important parameter for scalper strategy. It

defines the offset in hours between GMT and your broker time (market watch in MT4). It should be set carefully in order to let Fapturbo work properly. If you fail to set the GMT offset carefully you can get unexpected losses. Please be careful! Ask your broker about their GMT Offset if you are not sure!

Please watch our video tutorials in "VIDEO TUTORIALS" section in the member area.

What does Magic number mean in the expert advisor??

Magic number is the unique ID number of each advisor to help the system understand which advisor is making a trade if you attach several advisors at the same time.

My Market Watch is frozen! How do I set GMT Offset?

Please note if your Market Watch is frozen that means that your broker is on the weekend holiday and that broker time is not valid for GMT offset. You should wait until your broker is on the trading day to set the proper GMT offset value!

How do I change the parameters after I attached the EA to the chart?

Right click on the smiling face and select "Expert Advisors - > Properties" or press F7

What is a Stealth Mode?

Stealth Mode protects you from cheating on the broker side. Using the stealth mode the take profit and stop loss values are not displayed to the broker. (The orders are opened with Zero stop loss and take profit)

FAPTURBO Backtest and Optimization

How do I perform a backtest on history?

If you are not a forex expert you do not need to perform any backtest and optimizations. Just use the default settings and set proper lot size (and GMT offset) and you are all set!

FAPTURBO is a very complicated robot with 2 strategies and that's why backtest is very slow. Do not run backtest if you have a slow PC.

First you should download the historical data for your backtest calculation.

To perform a backtest, you should press CTR+R or View->Strategy Tester in main menu in Metatrader4.

Then set the expert advisor to backtest, the proper symbol, time interval (Use date), period and click OK. When backtest is finished you will see the results in "Results" or "Graph" and "Report" Tabs.

Read the FAPTURBO GUIDE for more info.

Strategy backtest does not work!!

I guess you forgot to download historical data or your forgot to activate your copy of the EA and "allow DLLs" in the global settings of Metatrader (Tools -> Options)

My Metatrader crashes when I try to backtest

That means you are using an outdated MT4. Please update it to the latest build

What is optimization and how do I do that?

Optimization represents successive passes of the same expert advisor with different inputs on the same data. Such parameters can be sorted out at which the expert efficiency will be maximal. The terminal possesses some built-in means that allow it to automate this process. To optimize an expert, one has to flag the option of the same name in the "Tester" window and press the "Start" button. Do not make optimizations if you are not a forex expert!

My scalper strategy backtest shows totally different, bad results than yours!

The problem is in the spread value. You can backtest ONLY if your spread for EURGBP = 3. If you spread is higher, then backtest will show invalid results. Also mind the possible summer-winter time switch that could occur twice a year at your broker! You cant backtest well with invalid GMT offset!

Specific FAP And FAPTURBO Questions

What is Forex Autopilot (FAP)?

Forex Autopilot (F.A.P., ForexAutoPilot.com) is a fully independent software robot which trades the foreign exchange currency market on autopilot 24 hours a day. Robots such as Forex Autopilot are called "Expert Advisors" or EAs, and are attached to the currency charts in the trading platform software which is provided by forex brokers. ForexAutoPilot was created by Markus Leary and his team.

What is the difference between FAP and FAPTURBO?

FAPTURBO is built on the FAP (Forex Autopilot) engine but it is a whole new generation of product. FAPTURBO developers have added great number of new features to FAP Algorithm to make it More Safe and More Profitable. Now FAPTURBO FAP strategy uses fixed stop loss value so your possible losses will be small and limited. A great number of additional safe filters and indicators were added to prevent trading in risky conditions. Advanced filters and indicators that were added to the system make sure FAP avoids risky periods with unstable market and makes most of the profitable trades with high accuracy. Plus a new short-term scalper strategy is introduced in FAPTURBO that works on 4 pairs and showed great results in live real money trading.

What is the percent of winning trades?

According to history backtests from 1999-2008 and live trading results FAPTURBO EA makes 96% of winning trades. You can always perform backtest yourself to check that.

I did not like the "no stop loss idea" in FAP. How about that in FAPTURBO?

FAPTURBO FAP strategy uses fixed stop loss value so your possible losses will be small and limited. A great number of additional safe filters and indicators were added to prevent trading in risky conditions.

FAPTURBO Support

Do you provide support?

We provide rapid email support and Phone support to our members. Feel free to contact us if you have any questions or problems at support@fapturbo.com. Please give us 24-48 hours to reply.

What is the support phone number?

You can call our technical support for more assistance and help
+1(619)202-4138

Working hours: 6am - 3pm PST (Pacific Standard Time)

Monday - Friday

Due to the overwhelming response our lines are currently extremely busy. We are working on adding more phone support but those people need to receive the proper training as well. Please only call when you have serious problems that the manuals, video files and the FAQ do not cover.

Do you provide Video Tutorials?

Sure, we have prepared a bunch of cool video tutorials for you and a perfect step-by-step FAPTURBO GUIDE! You can find them in the member area!

What is FAPWINNER.com?

FAPWINNER.com (FAP-WINNER.COM) is a special service for ForexAutoPilot & FAPTURBO clients with premium support (rapid support, Live Chat, Appointment Calendar, Forum, Phone support) and advanced trading opportunities (Special FAP settings, Personal Trading Plan, Hedging EA) as well as weekly Mentoring and Coaching Class and Seminars/Webinars.

FAP-Winner was founded by Charles A. Floyd II, professional forex trader with 20 years of experience.

FAP-Winner is not a part of FAPTURBO or FAP service, it is a separate product created by Charles A. Floyd, II.

Do you have a private member FORUM?

A forum is a part of the FAPWINNER.com service. All FAPWINNER members have access to the private discussion forum where all your questions can be answered. You can discuss anything related to FAP and FAPTURBO including setup, effective strategies, usage and settings.

Is FAPTURBO Legal?

FAPTURBO and FAPWINNER partners are 100% legal services. FAPWINNER, LLC is proud to be an authenticated Limited Liability Company in good standing with the State of Illinois. Address: 4710 Lincoln Hwy, Suite 234, Matteson, Illinois.

Problems & Troubleshooting

I can't activate my Copy!! My expert ID=0!! Help me!

This is a common but easy to fix glitch in Metatrader4. First check the EA settings. Turn on "Allow DLL imports" and remove "Confirm DLL function calls" there. Also check the global parameters of the Metatrader: Tools -> Options -> Expert Advisors. Turn on "Allow DLL imports" and turn off "Confirm DLL function calls". Then restart Metatrader! You must **restart your Metatrader and try again!** It helps. If it happens again in future then just restart your metatrader.

My Metatrader crashes when I try to run Fapturbo!!

That means you are using an outdated MT4. Please update it to the latest build. Contact your broker if you can't update your MT4 manually.

I installed FAPTURBO but I don't see it in the NAVIGATOR Tab in metatrader!

The problem could be that you have several Metatraders installed on your PC. Check if you installed FAPTURBO to correct folder of the correct MT copy

I have the little smiley face in the right top corner, but it is not doing anything.

If the face is smiling that means EA is working correctly. It will open trades when it identifies the proper market situation. Have patience. It will open new trades sooner or later (often during first few days). Most of the advisors don't open the new orders instantly after you run them! Advisor is monitoring the market and opens its trades only on condition of possible profits!

I have a large draw down on my open trade. What's wrong? Am I losing money?

There is no problem here. Your trade is not closed yet. Have patience. Drawdowns are a normal part of the Forex investing landscape and they

must be expected. FAPTURBO is not a crystal ball, it is a system that uses various technical indicators to enter and exit trades. FAPTURBO has a built-in Stop Loss value so even if you experience a losing trade the loss will be limited by the Stop Loss value. You should know that All trades stay in minus for some time. The Forex Market always has price movements in both directions - there is no problem here. You can backtest on the EA history to better understand how it works. A current minus does not mean a loss, because the trade is Open. Only closed trades can be considered losing trades. FAPTURBO makes 96% winning trades

Why do my trades start in Minus?

Please note that all new open trades stay in minus for some time because you have to pay the "spread" (commission) to the broker! That is not a problem. Sooner or later most of the trades will close in profit. Have patience.

When I drag the expert advisor onto a chart, I don't get the smiley face, just an X. I follow the procedure but it still doesn't respond.

The Smiling Face icon means that EA works correctly. If you don't see the Smiling Face, just click on the "Expert Advisors" button on top of the Metatrader menu.

I see the sad face :(of the expert advisor instead of smiley face :)

If you see the Sad Face that means you forgot to set "Allow live trading" parameter for the expert advisor. Please check the parameters.

Why are some expert advisors shown in grey in the NAVIGATOR TAB?

Experts-Robots are shown in grey because they don't have open source codes. That's fine. It is not the problem at all. They will still work fine if they have the Smiling Face on the top right of the attached graph. Template MT4 experts like "MACD Sample" and "Moving Average" are free samples with open source and that's why they are shown in yellow.

I can't activate my copy because the Activation ALARM does not appear!!

Maybe your copy is already activated or you forgot to check "allow DLL imports" and remove "Confirm DLL function calls" in the EA settings. Another possible reason: Today is a non-trading day (weekend or Friday, for example). Wait 2-3 days for this alert to appear. It will appear during only trading days.

FAPTURBO doesn't trade! What am I doing wrong??

If FAPTURBO does not open a single trade after 1 week that means

something is wrong here.

Here is what to do:

- First of all, please carefully check all the setup steps according to the FAPTURBO GUIDE.
- Make sure you have a smiling face of FAPTURBO EA on the right top side of the Chart.
- Check if your copy is activated.
- Check the Log or Journal for possible errors. Contact our support for help.
- Check if the FAPTURBO.DLL exists in the expert/libraries folder in your Metatrader

I get the error "No money to open more orders."?

That means that your deposit is too small for the current level of risk. Try to increase your deposit or decrease the lot size. For example, change the lot size from 1 to 0.1 in EA parameters.

I get "alligator jaw error!"

In most cases all Alligator jaw errors mean is a temporary connection to broker error. You can skip them. Such errors are removed automatically when connection is established again.

I get error "Trade is not allowed".

That could mean you logged in using the Investor password instead of Trader password or forgot to "allow live trading" in EA settings

My orders are opened with Zero stop loss and Take profit!! Help me!

There is no problem here. You use the Stealth mode. Stealth Mode protects you from cheating on the broker side. Using the stealth mode the take profit and stop loss values are not displayed to broker. That does not mean that your order does not have stop loss and take profit. It is "inner" and not visible.

I get "order send error".

Check the take profit and stop loss settings. Some brokers do not allow scalping. Enable the Stealth mode.

My trading results are bad. What is wrong?

There could be a few possible reasons:

1. First of all please carefully check all the setup steps according to the FAPTURBO GUIDE.
2. If you use the Scalper strategy check the Spread value. It should be 3-4 for EURGBP or less for proper trading. Take into account that some brokers increase the spread value at night and cheat you! Check spread at night too.
3. For scalper strategy make sure you use PROPER GMT OFFSET. Failing to set the proper GMT OFFSET will result in a loss and bad trading! Read GUIDE for more details!

4. Please note that when trading with any forex strategy you should take into account that your goal is to make a profit long term. You should check your results monthly or quarterly, not every day or every week. The idea here is to make you a profit in the long run! So have patience and you will be amazed by how well it works!

My trading results differ from yours on site.

Trading results could differ in different brokers and even inside one broker. That is normal.

Demo and Real accounts have different spread size and different order execution times so results could vary too. That is not a problem.

Don't forget to double check GMT Offset parameter!